



Home > News

Alan Yu CEO of Karat Packaging Divests 500000 Shares for 105 Million A Strategic Maneuver in the Evolving Market



by Elaine Mendonça — September 15, 2023 in News Reading Time: 3 mins read

AA 0

0 SHARES

Share on Facebook

Share on Twitter



On September 15, 2023, Alan Yu, the esteemed Chief Executive Officer of Karat Packaging (NASDAQ:KRT), made a remarkable move by divesting 500,000 shares of the renowned company for a staggering sum of \$10,500,000. This significant transaction was disclosed through a Form 4 filing with the U.S. Securities and Exchange Commission, showcasing Yu's astute financial acumen.

The shares were skillfully sold at a public offering price of \$21.00 per share, further highlighting the strategic nature of this maneuver. It is worth mentioning that while [insider transactions](#) should not be the sole basis for making [investment decisions](#), they undeniably hold substantial weight and can provide valuable insights for astute investors.

This noteworthy development in the world of Karat Packaging serves as a testament to the dynamic nature of the business landscape, where leaders like Alan Yu navigate the intricate realm of investments with finesse and precision. As the market continues to evolve, these insider transactions offer a glimpse into the minds of industry experts, offering a unique perspective that investors can consider while formulating their own strategies.

Diamondback Energy, Inc.
FANG Buy



Updated on:

Financial Health

Healthy

- Debt to equity ratio: Buy
- Price to earnings ratio: Buy
- Price to book ratio: Strong Buy
- DCF: Strong Buy
- ROE: Neutral

Price Target

Current

Consensus

Low \$0.00

Median

High

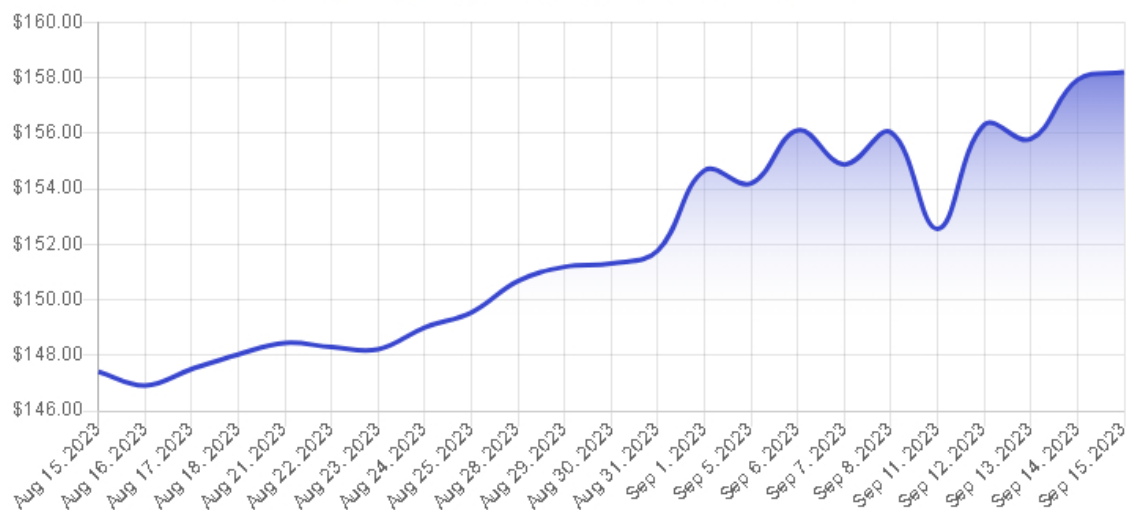


15/09/2023

Show more

Show more

5d 1m 3m 6m 1y 2y 5y 10y Max



Facebook Stock Update: Volatility on September 15, 2023, but Impressive Earnings and Revenue Growth

On September 15, 2023, Facebook's stock opened at \$156.90, slightly lower than the previous close of \$157.95. Throughout the day, it fluctuated within a range of \$156.03 to \$158.45. The volume for the day was 18,342, significantly lower than the three-month average volume of 1,846,788.

Facebook has a market capitalization of \$27.9 billion. The company has shown impressive earnings growth over the past year, with a growth rate of 99.20%. However, the earnings growth for this year is -28.28%, indicating a decline in profitability. The projected earnings growth for the next five years is +12.97%, suggesting a potential rebound in profitability.



In terms of revenue growth, Facebook recorded a growth rate of 41.87% in the previous year. The price-to-earnings (P/E) ratio for Facebook is 8.1, suggesting that the stock may be undervalued compared to its earnings potential.

The price-to-sales ratio for Facebook is 2.50, indicating that investors are willing to pay \$2.50 for every dollar of sales generated by the company. The price-to-book ratio is 1.87 for Facebook.

Cheniere Energy Partners LP (CQP) experienced a decline of 0.28% while **Ecopetrol** (EC) saw a marginal increase of 0.20% on September 15, 2023.

The next reporting date for Facebook is scheduled for October 30, 2023. Analysts forecast an earnings per share (EPS) of \$4.45 for the current quarter. In the last fiscal year, Facebook reported annual revenue of \$9.6 billion and a profit of \$4.3 billion, resulting in a net profit margin of 45.05%.

In conclusion, while Facebook experienced some volatility on September 15, 2023, the company has shown impressive earnings and revenue growth in the past. Investors will be closely watching the upcoming reporting date to assess the company's performance in the current quarter.

 Diamondback Energy, Inc. 

Positive Outlook for Diamondback Energy Inc: Analysts Recommend Buying Stock

On September 15, 2023, the FANG stocks, which include Facebook, Amazon, Netflix, and Google (now Alphabet), experienced varying performances.

Starting with Facebook, the stock had a relatively positive day, with a slight increase in its price.

Moving on to Amazon, there is no information available regarding its performance on that specific day.

Netflix, another FANG stock, also lacks specific information about its performance on September 15, 2023.

Lastly, Google (Alphabet) also lacks specific information regarding its performance on September 15, 2023.

While the provided information does not offer insights into the FANG stocks' performances on September 15, 2023, it does provide valuable information about Diamondback Energy Inc. This company is not part of the FANG stocks but is mentioned in the data source, CNN Money.

According to the data, 29 analysts have provided 12-month price forecasts for Diamondback Energy Inc. The median target price is \$170.00, with a high estimate of \$222.00 and a low estimate of \$140.00. This median estimate represents an 8.31% increase from the last recorded price of \$156.96.

Additionally, the consensus among 31 polled investment analysts is to buy stock in Diamondback Energy Inc. This rating has remained steady since July, indicating a consistent positive sentiment towards the company's stock.

While the article's focus is on the FANG stocks' performances, the information provided about Diamondback Energy Inc showcases a positive outlook for the company. Investors and analysts are optimistic about its future performance, with a majority recommending buying the stock.

It's important to note that the article's analysis of the FANG stocks' performances is limited

due to the lack of specific information for September 15, 2023. However, the information provided about Diamondback Energy Inc offers valuable insights into the sentiment surrounding the company's stock.

O p e n	H i g h	L o w	C l o s e	Date ↓
\$	\$	\$	\$	S
1	1	1	1	e
5	5	5	5	p
8	8	5	8	1
.	.	.	.	5
8	3	8	2	.
0	3	9	0	2
				0
				2
				3
				3
\$	\$	\$	\$	S
1	1	1	1	e
5	5	5	5	p
8	8	7	7	1
.	.	.	.	4
0	6	4	9	.
0	3	5	2	2
				0
				2
				3
				3
\$	\$	\$	\$	S
1	1	1	1	e
5	5	5	5	p
8	7	3	5	1
.	.	.	.	3
9	0	8	7	.
5	3	6	9	2
				0
				2
				3
				3
\$	\$	\$	\$	S
1	1	1	1	e
5	5	5	5	p
4	7	4	6	1
.	.	.	.	2
5	2	2	3	.
0	6	3	1	2
				0
				2
				3
				3
\$	\$	\$	\$	S
1	1	1	1	e
5	5	5	5	p
7	7	1	2	1
.
4	8	7	5	2
9	3	5	6	0
				2
				2
				3
				3
				S

\$	\$	\$	\$	e
1	1	1	1	p
5	5	5	5	8
8	7	5	8	.
.	.	.	.	2
1	7	5	0	0
0	1	1	3	2
				3

Tags: FANG



Elaine Mendonça

Over the last nine years, Elaine has managed investment portfolio using fundamental analysis and value investing, emphasizing long-term time horizons.



Discussion about this post

0 comments

Sort by Oldest



Add a comment...

Facebook Comments Plugin

Home > News

Warner Bros. Discovery Faces Earnings Setback but Shows Growth in Holdings and Revenue



by Roberto Liccardo — September 15, 2023 in News Reading Time: 4 mins read

AA 0





0
SHARES

[Share on Facebook](#)

[Share on Twitter](#)



Warner Bros. Discovery, Inc. (NASDAQ:WBD) has seen an increase in holdings by ProShare Advisors LLC during the first quarter of this year, as reported in its recent filing with the SEC. The firm now owns 2,443,625 shares of Warner Bros. Discovery after acquiring an additional 306,664 shares. With a total worth of \$36,899,000 at the time of filing, ProShare Advisors LLC owns 0.10% of Warner Bros. Discovery.

In terms of financial performance, Warner Bros. Discovery recently announced its earnings results for the quarter ending on August 3rd. Unfortunately, the company reported an earnings per share (EPS) of (\$0.51), falling short of analysts' consensus estimates by (\$0.12). It is worth noting that their EPS was negative and amounted to a loss.

Despite this setback, Warner Bros. Discovery managed to achieve a positive return on equity of 1.27%. However, their net margin turned out to be negative at -16.04%. In terms of revenue for the quarter, the company generated \$10.36 billion which slightly missed analyst expectations of \$10.44 billion.

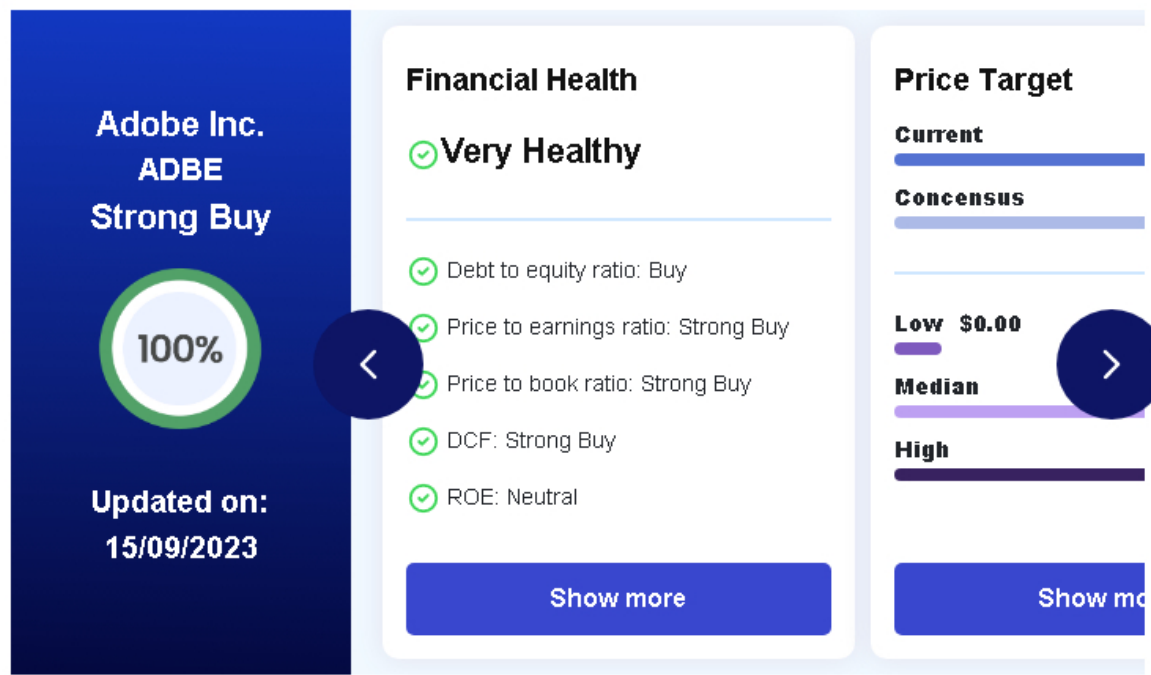
Comparing these numbers to the same quarter in the previous year, it is evident that there has been a 5.4% growth in revenue on a year-over-year basis for Warner Bros. Discovery.

Looking ahead, equities research analysts predict that Warner Bros. Discovery will post -1.01 earnings per share for the current fiscal year.

Investors and market participants will be eagerly awaiting further updates from Warner Bros. Discovery as they navigate through challenging times and strive for improved financial performance amidst changing industry dynamics and consumer preferences.

Please note that this article is based on information available as of September 14th, 2023

and may not reflect updates or changes that occurred after this date



Warner Bros. Discovery: Institutional Interest, Analyst Ratings, and Insider Trading

Warner Bros. Discovery, Inc., a renowned global media and entertainment company, has recently caught the attention of several institutional investors. Notably, Thompson Siegel & Walmsley LLC acquired a new position in shares of Warner Bros. Discovery during the third quarter, making an intriguing move that valued at an estimated \$32,838,000. Retirement Systems of Alabama also entered the scene by acquiring a new share position worth \$8,438,000 during the same period.

The buying spree did not stop there. First Trust Advisors LP purchased shares worth approximately \$4,168,000 in Warner Bros. Discovery. Price T Rowe Associates Inc. MD followed suit by acquiring shares valued at a staggering \$49,058,000 during the third quarter. Finally, Two Sigma Advisers LP invested approximately \$601,000 for its own stake in Warner Bros. Discovery.

These recent acquisitions by institutional investors have significantly elevated their stake in the company to 58.26% ownership. This boost reflects a growing interest and confidence among industry experts towards Warner Bros. Discovery's future prospects.

Market analysts also had something to say about Warner Bros. Discovery's performance and outlook for potential investors to consider before making any investment decisions relating to this stock. In particular, Wolfe Research downgraded Warner Bros. Discovery from an "outperform" rating to a "peer perform" rating in their research report published on July 7th.

Morgan Stanley chimed in with an “equal weight” rating on Warner Bros. Discovery shares with a price target set at \$15 per share on August 4th. This sentiment was echoed by Barclays’ research report on August 8th when they increased their price target from \$14 to \$15 while maintaining an “equal weight” recommendation.

Benchmark offered a contrasting view by reiterating their “buy” rating for Warner Bros. Discovery shares and set a price target of \$26 per share on August 7th. Evercore ISI, however, lowered their target price on the stock from \$25 to \$20, but maintained an “outperform” rating in their report released on July 24th.

These differing opinions from various investment analysts suggest a certain degree of perplexity and uncertainty surrounding Warner Bros. Discovery’s performance and future trajectory. Nevertheless, Bloomberg.com reports that the consensus among analysts is a “Moderate Buy” rating for the stock, with an average price target of \$20.66.

Aside from institutional investors and analysts’ ratings, recent news about insider trading has also caught attention in relation to Warner Bros. Discovery’s stock value. Gerhard Zeiler, an insider at the company, acquired 38,000 shares in a transaction that occurred on August 7th at an average price of \$14.09 per share. The total value of this purchase amounted to \$535,420. Following this acquisition, Zeiler now directly owns 329,032 shares in the company amounting to an estimated value of \$4,636,060.88.

These insider transactions were duly disclosed in a legal filing with the Securities & Exchange Commission (SEC), offering transparency and assuring compliance with relevant regulations.

For interested investors looking at Warner Bros. Discovery shares as potential additions to their portfolios or considering its prospects for future growth and profitability, it is essential to note that NASDAQ:WBD opened at \$11.41 on September 14th—the reference date for this article.

Other key figures such as the company’s 50-day moving average price (\$12.74) and its two-hundred-day moving average price (\$13.20) can offer additional context when evaluating the stock’s current standing and expected performance.

Warner Bros. Discovery has experienced a wide range of fluctuations within its market value over time; with a 12-month low of \$8.82 and a high point recorded at \$16.34. As of the reference date, Warner Bros. Discovery, Inc. holds a market cap of \$27.81 billion and boasts a price-to-earnings (PE) ratio of -4.13. Additionally, the company exhibits a beta value of 1.51.

Noteworthy financial indicators include a quick ratio and current ratio standing at 0.81 each, indicating stability in meeting short-term obligations and suggesting reasonable liquidity levels respectively. Furthermore, Warner Bros. Discovery’s debt-to-equity ratio

liquidity levels respectively. Furthermore, Warner Bros. Discovery's debt to equity ratio stands at 0.95.

In conclusion, while institutional investors show increasing interest in acquiring shares of Warner Bros. Discovery, equity research analysts' opinions diverge on its performance and growth potential, ranging from "buy" ratings to "hold" ratings. Recent insider trading activities add an intriguing element to the investment landscape surrounding this stock.

As the market evaluates these factors and considers the historical trends and key financial indicators for Warner Bros. Discovery, potential investors should exercise diligence in exploring all available information before making investment decisions relating to NASDAQ:WBD shares.

Note: The information provided in this article is based on data available as of September 14th and may be subject to change as market conditions fluctuate.

REFERENCES:

Bloomberg.com
Securities &

Tags: ADBE



Roberto Liccardo

Financial and marketing expert at Entrepreneur.com, covering finance, sales and marketing strategies. Proudly wearing 15 years of direct and managerial experience in intensive Digital Marketing and Financial Analytics.



Discussion about this post

0 comments

Sort by Oldest



Add a comment...

Facebook Comments Plugin

Alan Yu CEO of Karat Packaging Sells 500000 Shares for 10.5 Million



by Yasmim Mendonça — September 15, 2023 in News Reading Time: 3 mins read

AA 0



0 SHARES

Share on Facebook

Share on Twitter



On September 15, 2023, a significant development unfolded in the corporate realm as Alan Yu, the esteemed Chief Executive Officer of [Karat Packaging](#) (NASDAQ:KRT), made a notable transaction. According to a Form 4 filing from the U.S. Securities and Exchange Commission, Yu successfully sold an impressive 500,000 shares of Karat Packaging, amounting to a staggering \$10,500,000.