

Investors.com will undergo scheduled maintenance from 10:00 PM ET - 2:00 AM ET and some features may be unavailable. We apologize for any inconvenience.

INVESTOR'S BUSINESS DAILY

4<sup>TH</sup> OF JULY SALE

GET 2 MONTHS OF IBD DIGITAL FOR ONLY \$17.76!

SUBSCRIBE



INVESTOR'S BUSINESS DAILY

Sign In

New to Investors.com? [Start here!](#)

IBD DATA STORIES

# Ecopetrol ADR Getting Closer To Key Technical Measure



Licensing

INVESTOR'S BUSINESS DAILY | 03:00 AM ET 06/29/2023

The **Relative Strength (RS) Rating** for **Ecopetrol ADR (EC)** moved into a new percentile Thursday, as it got a lift from 68 to 71.



As you try to find the **best stocks to buy and watch**, be sure to pay attention to relative price strength.

This unique rating measures technical performance by showing how a stock's price action over the last 52 weeks measures up against that of the other stocks in our database.

Over 100 years of market history reveals that the stocks that go on to make the biggest gains typically have an RS Rating of over 80 as they begin their largest runs. See if **Ecopetrol ADR** can continue to show renewed price strength and hit that benchmark.

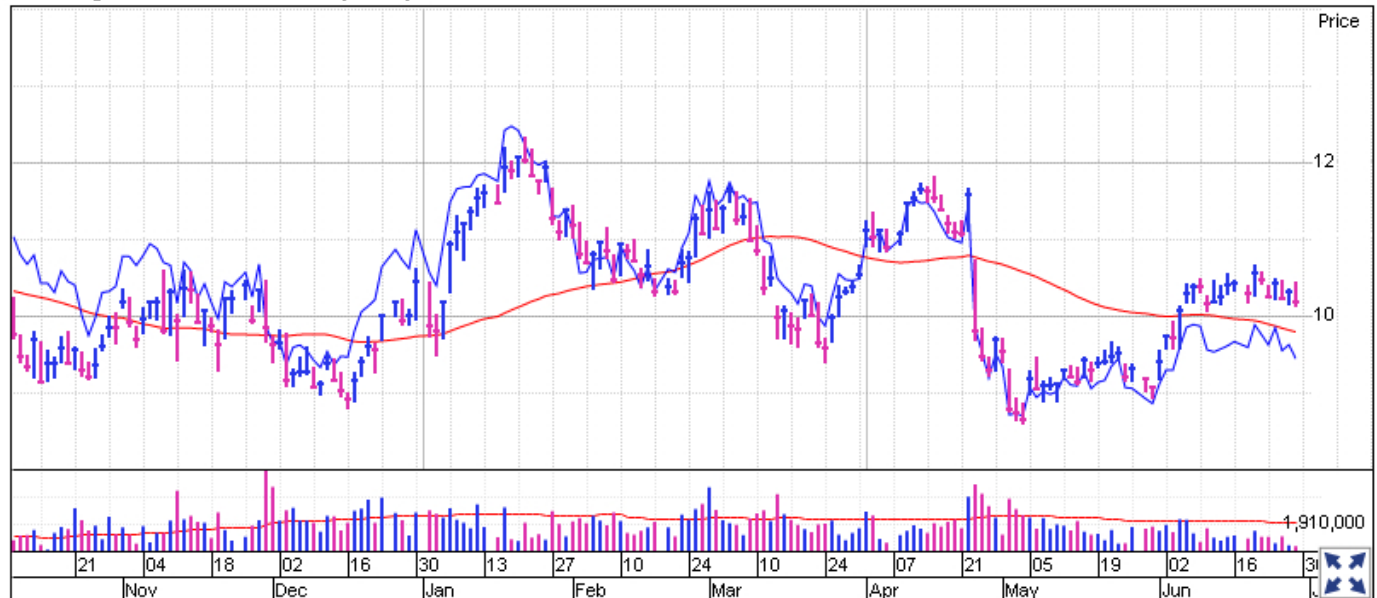
[Looking For The Best Stocks To Buy And Watch? Start Here](#)

**Ecopetrol ADR** is trying to complete a cup with handle with a 10.70 **entry**. See if the stock can break out in heavy trading.

break out in heavy trading.

## Ecopetrol ADR (EC)

\$10.20 0.13 ↓ 1.3%



Powered by Nardaq. Last Sale. Last Update: 12:49 PM EST 06/29/2023

Real-time quote and/or trade prices are not sourced from all markets.

The company posted negative growth for both sales and earnings last quarter.

Ecopetrol ADR earns the No. 12 rank among its peers in the Oil & Gas-Integrated industry group. Williams Cos (WMB) and Antero Midstream (AM) are also among the group's highest-rated stocks.

### IBD Newsletters

Get exclusive IBD analysis and actionable news daily.

SIGN UP NOW!

#### YOU MAY ALSO LIKE:

[Which Stocks Are Showing Improved Technical Action?](#)

[Why Should You Use IBD's Relative Strength Rating?](#)

[How Relative Strength Line Can Help You Judge A Stock](#)

[Identify Bases And Buy Points With Pattern Recognition From MarketSmith](#)

RELATED NEWS



## Ecopetrol ADR Earns IBD Rating Upgrade

6/21/2023 A Relative Strength Rating upgrade for **Ecopetrol** ADR shows improving technical performance. Will it continue?

**Ecopetrol** ADR Scores Relative Strength Rating Upgrade; Hits Key Threshold

Stock Upgrades: **Ecopetrol** ADR Shows Rising Relative Strength

**Ecopetrol** ADR Shows Rising Relative Strength; Still Shy Of Key Threshold

Oil Stocks To Watch: Knowing When Enough Is Enough

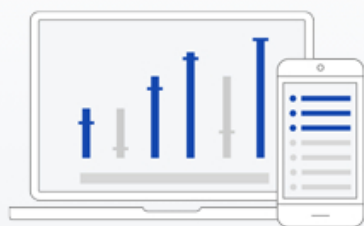
IBD Screen Of The Day: Oil Companies Break Out But Keep An Eye On This Insurer

Oil & Gas **Ecopetrol** Stock Sees Relative Strength Rating Rise With Earnings Due

Stocks To Watch: **Ecopetrol** Sees Relative Strength Rating Jump To 91


Highly Rated **Ecopetrol** Near Buy Zone With Earnings Due

## INVESTING RESOURCES



### TAKE A TRIAL TODAY

Get instant access to exclusive stock lists, expert market analysis and powerful tools with 2 months of IBD Digital for only \$20!



### IBD VIDEOS

Get market updates, educational videos, webinars, and stock analysis.



### GET STARTED

Learn how you can make more money with IBD's investing tools, top-performing stock lists, and educational content.

a Dow Jones affiliate

[ABOUT US](#) | [ADVERTISING](#) | [CONTACT US](#) | [TERMS OF USE](#) | [PRIVACY POLICY](#) | [ACCESSIBILITY STATEMENT](#) | [SITE MAP](#)

[IBD Stock Charts](#)

[How to Buy Stocks](#)

[Stock Market Today](#)

[Economy](#)

[IBD Stock Checkup](#)

[How to Read Stock Charts](#)

[The Big Picture](#)

[Technology](#)

[Stock Quotes](#)

[When to Sell Stocks](#)

[Economic Calendar](#)

[Best Mutual Funds Awards](#)

[MarketSmith](#)

[IBD Retail Locations](#)

[Investing Workshops](#)

[Best Online Brokers](#)

[Newsletters](#)

[Ad Choices](#)

[New to IBD](#)

### Connect With Us On



---

Notice: Information contained herein is not and should not be construed as an offer, solicitation, or recommendation to buy or sell securities. The information has been obtained from sources we believe to be reliable; however no guarantee is made or implied with respect to its accuracy, timeliness, or completeness. Authors may own the stocks they discuss. The information and content are subject to change without notice.

\*Real-time prices by Nasdaq Last Sale. Realtime quote and/or trade prices are not sourced from all markets.

Ownership data provided by Refinitiv and Estimates data provided by FactSet.

© 2000-2023 Investor's Business Daily, LLC. All rights reserved