



## BlackRock Latin American Investment Trust considerably outperforms its benchmark



@Amilia Stone June 22, 2023 9:00 am  
Sharing Link : <https://1lo.co/Rq65f>

BlackRock Latin American Investment Trust plc (LON:BRLA) has announced its latest portfolio update.

All information is at [31 May 2023](#) and unaudited.

To learn more about the BlackRock Latin American Investment Trust plc please follow this link: [blackrock.com/uk/brla](https://blackrock.com/uk/brla)

### Performance at month end with net income reinvested

	One month %	Three months %	One year %	Three years %	Five years %
Sterling:					
Net asset value <sup>^</sup>	6.5	6.9	4.4	52.1	18.3
Share price	6.6	2.7	-7.3	45.9	22.8
MSCI EM Latin America (Net Return) <sup>^^</sup>	0.5	0.3	-2.2	48.0	17.4
US Dollars:					
Net asset value <sup>^</sup>	5.0	9.4	2.8	52.6	10.2
Share price	5.1	5.2	-8.8	46.4	14.5
MSCI EM Latin America (Net Return) <sup>^^</sup>	-0.9	2.7	-3.8	48.4	9.3

<sup>^</sup>cum income

## BlackRock Latin American Investment Trust plc

### Latest interviews

Challenger Energy Group in a great position, country and with large upside (VIDEO)  
22 June 2023

H&T Group – Why is pawnbroking so attractive at the moment? (VIDEO)  
22 June 2023

Why Valeura Energy shares are very cheap but about to change (VIDEO)  
21 June 2023

Pennant International shift in business mix proving a success (VIDEO)  
20 June 2023

Wildcat Petroleum CEO 100% expects profitable, dividend paying company with no debt (VIDEO)  
20 June 2023

Enteq Technologies CFO Mark Ritchie excited about SABER (VIDEO)  
19 June 2023

### Green News

Biome Technologies Stanelco RF Contract win  
22 June 2023

DG Innovate raise £517,000 for commercialisation of its Enhanced Drive Technology  
22 June 2023

CyanConnode India recognised as a Start-Up 50 Trailblazer by Dun & Bradstreet  
22 June 2023

Surface Transforms Awarded London Stock Exchange's Green Economy Mark  
21 June 2023

Ilika plc appoints Dr. Louise Turner as VP Product Development  
16 June 2023

[View all Sustainable sectors, Plcs and news »](#)

### Q&A's

Enteq Technologies new CFO on the energy transition opportunity (LON:NTQ)  
22 June 2023

[View all interviews](#)

[ICG Enterprise](#)

<sup>AA</sup>The Company's performance benchmark (the MSCI EM Latin America Index) may be calculated on either a Gross or a Net return basis. Net return (NR) indices calculate the reinvestment of dividends net of withholding taxes using the tax rates applicable to non-resident institutional investors, and hence give a lower total return than indices where calculations are on a Gross basis (which assumes that no withholding tax is suffered). As the Company is subject to withholding tax rates for the majority of countries in which it invests, the NR basis is felt to be the most accurate, appropriate, consistent and fair comparison for the Company.

Sources: BlackRock, Standard & Poor's Micropal

#### At month end

Net asset value – capital only:	426.42p
Net asset value – including income:	431.49p
Share price:	371.00p
Total assets#:	£127.5m
Discount (share price to cum income NAV):	14.0%
Average discount* over the month – cum income:	14.0%
Net gearing at month end**:	0.3%
Gearing range (as a % of net assets):	0-25%
Net yield###:	8.3%
Ordinary shares in issue(excluding 2,181,662 shares held in treasury):	29,448,641
Ongoing charges***:	1.1%

#Total assets include current year revenue.

##The yield of 8.3% is calculated based on total dividends declared in the last 12 months as at the date of this announcement as set out below (totalling 37.32 cents per share) and using a share price of 459.82 US cents per share (equivalent to the sterling price of 371.00 pence per share translated in to US cents at the rate prevailing at 31 May 2023 of \$1.2395 dollars to £1.00).

2022 Q2 Interim dividend of 5.74 cents per share (paid on 12 August 2022).

2022 Q3 Interim dividend of 6.08 cents per share (paid on 9 November 2022).

2023 Q4 Interim dividend of 6.29 cents per share plus a Special Dividend of 13.00 cents per share (paid on 12 January 2023).

2023 Q1 Interim dividend of 6.21 cents per share (Paid on 16 May 2023)

## Company Presentations



Cerillion H1 Results Presentation 2023  
19 June 2023



Active Energy Financial Results Presentation June 2023  
5 June 2023



Active Energy Group CoalSwitch: The natural evolution for biomass  
3 April 2023



Poolbeg Pharma Investment Case  
20 February 2023



Accrol Group Holdings Investor Presentation 2023  
26 January 2023



TEAM Plc's Mark Clubb reviews 2022 and sets out the Company plans for 2023  
10 January 2023

[View all Company Presentations](#)

## Brokers Talk



NB Private Equity Partners: Co-investments generating superior performance  
20 June 2023



itim Group results in line with WH Ireland recently adjusted forecasts  
19 June 2023



Trust delivering market-beating returns to investors (LON:ICGT)  
20 June 2023



Concurrent Technologies CEO on the significance of a FTSE 250 contract win (LON:CNC)  
20 June 2023



Telecom software solutions Cerillion PLC confident outlook (LON:CER)  
13 June 2023



Anglo Asian Mining copper production to explode over the medium term (LON:AAZ)  
6 June 2023

[View all Question and Answers](#)

## Funds



BlackRock Income and Growth Investment Trust providing shareholder growth and income despite stubborn inflation  
22 June 2023



9.3% yield stands out for high dividend real estate stocks – LON:RECI Annual Report  
22 June 2023



BlackRock Frontiers Investment Trust outperformed strongly over the month

\*The discount is calculated using the cum income NAV (expressed in sterling terms).

\*\*Net cash/net gearing is calculated using debt at par, less cash and cash equivalents and fixed interest investments as a percentage of net assets.

\*\*\* The Company's ongoing charges are calculated as a percentage of average daily net assets and using the management fee and all other operating expenses excluding finance costs, direct transaction costs, custody transaction charges, VAT recovered, taxation and certain non-recurring items for the year ended 31 December 2022.

<u>Geographic Exposure</u>	<u>% of Total Assets</u>	<u>% of Equity Portfolio *</u>	<u>MSCI EM Latin America Index</u>
Brazil	60.5	60.6	59.0
Mexico	25.8	25.7	31.0
Chile	5.6	5.6	6.1
Argentina	4.1	4.1	0.0
Colombia	2.4	2.4	1.0
Panama	1.6	1.6	0.0
Peru	0.0	0.0	2.9
Net current Assets (inc. fixed interest)	0.0	0.0	0.0
	---	---	---
Total	100.0	100.0	100.0
	=====	=====	=====

<sup>A</sup>Total assets for the purposes of these calculations exclude bank overdrafts, and the net current assets figure shown in the table above therefore excludes bank overdrafts equivalent to 0.4% of the Company's net asset value.

<u>Sector</u>	<u>% of Equity Portfolio*</u>	<u>% of Benchmark*</u>
Financials	26.2	25.3
Materials	17.5	19.8
Consumer Staples	14.1	16.8
Energy	12.3	10.6
Industrials	11.7	8.9
Consumer Discretionary	5.3	2.0



Union Jack Oil  
Provides Positive Update on Wresle Asset  
16 June 2023



Challenger Energy  
Potential Guayaguayare Licence, Trinidad  
16 June 2023



Real Estate Credit Investments:  
Double tangible security  
15 June 2023



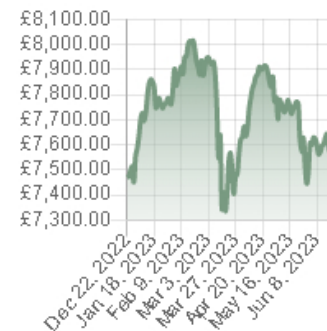
Fidelity European Trust, Kepler investment fund research (LON:FEV)  
6 June 2023

[View all Broker Talk](#)

## FTSE 100

IIIL GB:1.907.00

^FTSE £7,502.03 ↓ -57.15 | -0.76%



## FTSE 100 News



Whitbread delivering impressive revenue growth with total revenue up 19%  
22 June 2023



Spirax-Sarco Engineering to take an ownership stake in Kyoto  
22 June 2023



DS Smith excellent FY

22 June 2023



BlackRock Latin American Investment Trust considerably outperforms its benchmark  
22 June 2023



BlackRock Greater Europe Investment Trust strongly outperforms reference index (LON:BRGE)  
20 June 2023

[View all Funds, Market Insights and news >](#)

## UK Broker Ratings

Currys PLC -7% potential downside indicated by Numis  
21 June 2023

RWS Holdings plc -1.9% potential downside indicated by Canaccord Genuity  
21 June 2023

AstraZeneca plc 12.2% potential upside indicated by Deutsche  
21 June 2023

FirstGroup plc 17.0% potential upside indicated by Citigroup  
21 June 2023

Tesco PLC 4.5% potential upside indicated by JP Morgan  
21 June 2023

## Hardman & Co



NB Private Equity Partners: Co-investments generating superior performance  
20 June 2023



Real Estate Credit Investments: Double tangible security  
15 June 2023



ICG Enterprise Trust: FY results proving the market-beating model again  
6 June 2023

Health Care	4.1	1.9
Real Estate	3.7	0.8
Communication Services	2.7	7.0
Information Technology	2.4	0.5
Utilities	0.0	6.4
	---	---
Total	100.0	100.0
	=====	=====

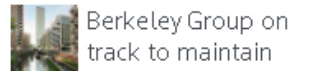
\***excluding** net current assets & fixed interest

Company	Country of Risk	% of Equity Portfolio	% of Benchmark
Petrobrás – ADR:	Brazil		
Equity		7.8	3.9
Preference Shares		1.5	4.4
Banco Bradesco – ADR:	Brazil		
Equity		4.9	0.7
Preference Shares		1.7	2.9
Grupo Financiero Banorte	Mexico	6.2	3.7
Vale – ADS	Brazil	5.6	8.6
FEMSA – ADR	Mexico	5.4	3.5
B3	Brazil	4.8	2.9
AmBev – ADR	Brazil	3.5	2.4
Itaú Unibanco – ADR	Brazil	3.4	4.5
Gerdau – Preference shares	Brazil	3.2	1.0
Grupo Aeroportuario del Pacifico – ADS	Mexico	3.1	1.0

Commenting on the markets, Sam Vecht and Christoph Brinkmann, representing the Investment Manager noted;



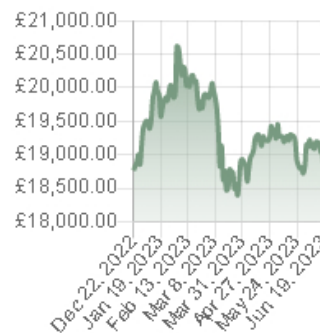
performance with market share gains  
22 June 2023



Berkeley Group on track to maintain shareholder returns  
21 June 2023

## FTSE 250

^FTMC £18,327.97 ↓  
-243.48 | -1.31%



## AIM All Share Index

^ATAI £773.44 ↓ -9.18 | -1.17%



6 June 2023

H&T Group: Pawnbroking's current appeal  
6 June 2023

ICG Enterprise Trust: FY results proving the market-beating model again  
1 June 2023

## News Alerts

Subscribe Free

You might also enjoy reading [BlackRock Latin American Investment Trust declares interim dividend of 6.29 cents per ordinary share](#)



---

The Company's NAV was up 6.5% in May, outperforming the benchmark, MSCI EM Latin America Index which returned 0.5% on a net basis over the same period. All performance figures are in sterling terms with dividends reinvested.<sup>1</sup>

In Latin America, Argentina and Brazil outperformed in May (USD +3.8% m/m and +0.6% m/m respectively), while the rest of the region was down, Colombia (USD -6.7% m/m), Mexico (USD -2.6% m/m) and Chile (USD -3.3% m/m).

From a country perspective, Brazil has been the key contributor to performance. We have been overweight domestic, interest-rate sensitive stocks in Brazil since the start of the year and this position has finally paid off in May. There has been a material shift in sentiment in the Brazilian market after the fiscal outlook improved and inflation undershot expectations for several months. This has led investors to move forward their expectations for the start of the easing cycle in Brazil, which shifted the yield curve down and supported asset prices.

Separately, our underweight and stock positioning in Mexico and Peru also helped relative returns. There were no detractors from country positioning, we saw positive relative returns in all country positions.

From a single name perspective, Hapvida, a Brazilian health care service provider, has been the best performer. The stock sold off sharply in March as the market focused on 4Q23 results, but since then the balance sheet has been recapitalized and the company decided to raise prices more significantly, which should improve margins going forward. We had added to this position during the sell-off in March. Low-income homebuilder MRV and investment management platform XP also performed very well as their earnings outlook is sensitive to lower interest rates (as lower rates make housing more affordable in the case of MRV and lead to flows from fixed income to equities in the case of XP). Our underweight position in Vale, a Brazilian iron ore miner, continued to help relative returns, as iron ore prices declined on the back of disappointing commodity demand in China. Globant, a software company based in Argentina, performed strongly after reporting stronger revenue growth than most global peers.

On the other side, our overweight in Brazilian supermarket chain, Assai, has continued to underperform as food retail sales were below expectations in April/May. Tenaris, the off-benchmark steel pipe manufacturer in Argentina, underperformed as it's been trading down together with the weakness in the oil price. Banorte, a leading Mexican bank, detracted as the market is anticipating an end to the rate hiking cycle in Mexico. Chilean brewer CCU, weighed on returns post weak Q1 earnings results reported in May.

Considering the very strong performance of domestic Brazilian assets during May, we have started to trim our positions in Brazil, as a result our exposure to Brazil has been reduced. We added to our position in Globant, taking advantage of the underperformance as an opportunity to add to our position. We reduced our position in Braskem after the stock spiked on the back of a buyout offer and we trimmed our position in Cemex, a cement supplier in Mexico, to reduce our exposure to US cyclical activity. We also initiated positions in two names in May, Mag Silver, a silver miner operating in Mexico, which is ramping up its key asset this year and recently reached commercial production. In addition, we initiated a position in Ecopetrol, an oil and gas company in Colombia, where the government has committed to pay outstanding receivables that the government owes the company.

Our largest overweight is in Argentina as we hold two off-benchmark names. While we have reduced the weight in Brazil, by taking profit in several names, it remains the second largest overweight. We are most underweight Mexico and Peru.

## Outlook

In Brazil, domestic activity has slowed down materially as monetary policy is very restrictive. Inflation has already declined significantly to 3.94% in May, which means that the policy rate can likely be lowered from the current high level of 13.75% over the next six months. The government's fiscal framework is more orthodox versus market expectations, which helps to reduce uncertainty regarding the fiscal outlook and is key for the central bank to start reducing rates. A reduction in interest rates is the most important support for both the economy and the equity market.

Mexico remains defensive as both fiscal and the current account are in order however, concerns remain on how the market will behave if the US goes into a recession. Banxico has raised their interest rates to 11% and with inflation receding to 6%, they can stay on hold there before reducing rates later in the year. High interest rates have attracted financial flows in the form of carry trades and the Mexican peso has appreciated strongly year-to-date. Our lower allocation in Mexico is largely a result of locking in strong performance.

In Peru, political uncertainty and social unrest will continue to weigh on market performance. The lack of support for the government and increased fragmentation in congress represent a difficult environment to form an effective government.

The recent constitutional election in Chile has resulted in a very strong outcome for the conservative, right-wing parties, in a sign that the population has lost confidence in the policies of



leftist President Boric. We believe this is positive from a market perspective, as it should result in stronger checks and balances on the government and removes the risk of a radical new constitution. However, we have not yet increased our exposure because economic activity continues to be weak due to the hangover from past years' pension withdrawals.

There have been some negative developments in Colombia in recent months. President Petro removed the majority of his cabinet including the orthodox Finance Minister, who had been the last point of trust and stability from a market perspective. We believe this is a sign that Petro will act in a more radical way going forward.

We continue to have a negative view on the Argentinian economy as the government's policies of increasing the monetary base while being unwilling to devalue the currency creates large imbalances and inflation. Our off-benchmark positions in Argentina are not exposed to the domestic economy as they generate revenues from exports globally.

<sup>1</sup>Source: BlackRock, as of 31 May 2023.

To learn more about the BlackRock Latin American Investment Trust plc please follow this link: [blackrock.com/uk/brla](https://blackrock.com/uk/brla)

Find more news, interviews, share price & company profile here for:  
**BlackRock Latin American Investment Trust plc**

Good news travels fast (but only if you make that happen).  
Share on:

Forum friendly shortlink: <https://1lo.co/Rq65f>



Investment trust analysis: UK, Europe, Japan, Latin America, Emerging Markets



BlackRock Latin American Investment Trust strong performance and strategic adjustments



BlackRock Latin American Investment Trust interim dividend of 6.21 cents



BlackRock Latin American Investment Trust total revenue return for the year up 59%



Latin America: first out of the blocks?



BlackRock Latin American declares latest portfolio holdings (BRLA)

#### Useful links



#### Disclaimer

You understand and agree that no content published on the Site constitutes a recommendation that any particular security, portfolio of securities, transaction, or investment strategy is suitable or advisable for any specific person. You further understand that none of the information providers or their affiliates will advise you personally concerning the nature, potential, advisability, value or suitability of any particular stock, share, security, portfolio of securities, transaction, investment strategy, or other matter. We openly disclose that we and our contributors may have interests in investments and/or providers of services referred to within the website and that we receive remuneration from certain of the companies referred to on this website.

