




IBD DATA STORIES

# Stocks Showing Improving Market Leadership: Ecopetrol ADR Earns 84 RS Rating



INVESTOR'S BUSINESS DAILY | 03:00 AM ET 08/01/2023

On Tuesday, **Ecopetrol ADR (EC)** hit an important technical benchmark, with its **Relative Strength (RS) Rating** rising into the 80-plus percentile with an improvement to 84, up from 80 the day before.



When you're researching the **best stocks to buy and watch**, keep a close on eye on relative price strength.

IBD's proprietary rating identifies market leadership with a 1 (worst) to 99 (best) score. The score shows how a stock's price behavior over the trailing 52 weeks stacks up against all the other stocks in our database.


History shows that the best stocks often have an 80 or better RS Rating as they begin their biggest price moves.

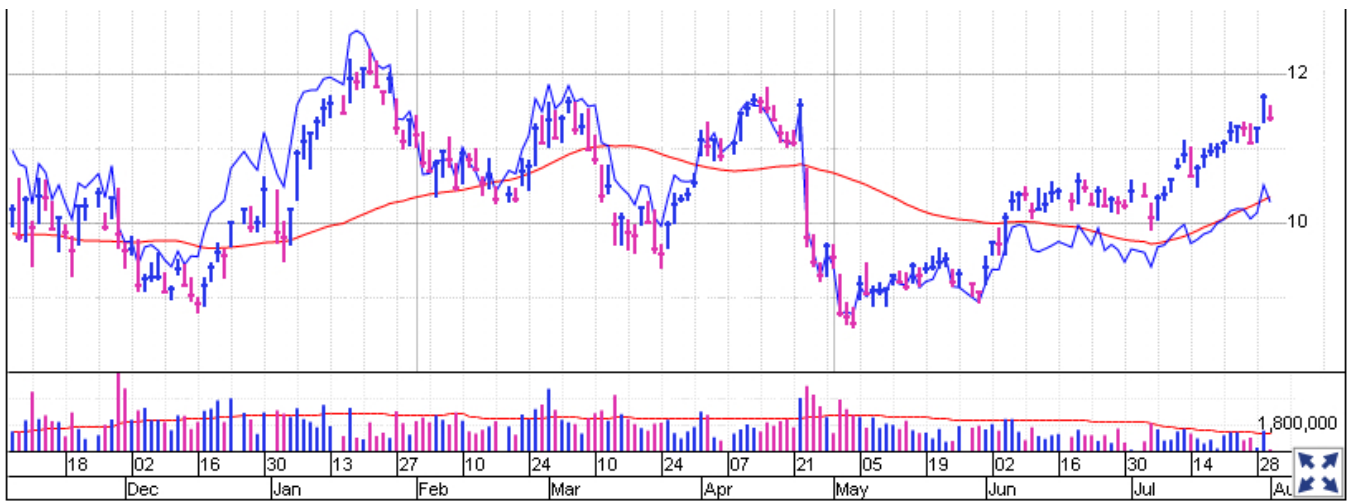
[See How IBD Helps You Make More Money In Stocks](#)

**Ecopetrol ADR** is now considered extended and out of buy range after clearing a 10.70 buy point in a first-stage **cup with handle**. See if the stock forms a new pattern or follow-on buying opportunity like a **three-weeks tight** or pullback to the 50-day or 10-week moving average.

**Ecopetrol ADR (EC)**

\$11.43 0.29 ↓ 2.52%





Provided by Nasdaq Last Sale

Real-time quote and/or trade prices are not sourced from all markets.

Last Update: 12:58 PM ET 08/01/2023

The company reported negative growth for both the top and bottom lines last quarter. The company is expected to report its next quarterly numbers on or around Aug. 15.

**Ecopetrol** ADR holds the No. 7 rank among its peers in the Oil & Gas-Integrated industry group. **YPF ADR (YPF)** and **Antero Midstream (AM)** are also among the group's highest-rated stocks.

## IBD Newsletters

Get exclusive IBD analysis and actionable news

SIGN UP NOW!



YOU MAY ALSO LIKE:

[Which Stocks Are Showing Improved Technical Action?](#)

[Why Should You Use IBD's Relative Strength Rating?](#)

[How Relative Strength Line Can Help You Judge A Stock](#)

[Identify Bases And Buy Points With Pattern Recognition From MarketSmith](#)

## RELATED NEWS



**Ecopetrol** ADR Shows Rising Relative Strength; Still Shy Of Key Benchmark

**Ecopetrol** ADR Getting Closer To Key Technical Measure



## Ecopetrol ADR Scores Relative Strength Rating Upgrade; Hits Key Benchmark

7/25/2023 Ecopetrol ADR shows improving price performance, earning an upgrade to its IBD Relative Strength Rating from 76 to 81.

Ecopetrol ADR Earns IBD Rating Upgrade

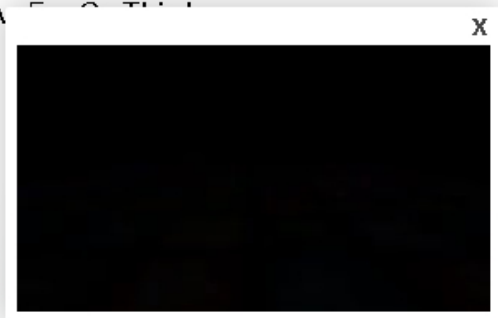
Ecopetrol ADR Scores Relative Strength Rating Upgrade; Hits Key Threshold

Stock Upgrades: Ecopetrol ADR Shows Rising Relative Strength

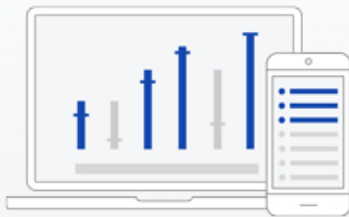
Ecopetrol ADR Shows Rising Relative Still Shy Of Key Threshold

Oil Stocks To Watch: Knowing When Enough Is Enough

IBD Screen Of The Day: Oil Companies Break Out But Keep A...




## INVESTING RESOURCE



### TAKE A TRIAL TODAY

Get instant access to exclusive stock lists, expert market analysis and powerful tools with 2 months of IBD Digital for only \$20!



### IBD VIDEOS

Get market updates, educational videos, webinars, and stock analysis.



### GET STARTED

Learn how you can make more money with IBD's investing tools, top-performing stock lists, and educational content.

# INVESTOR'S BUSINESS DAILY

a Dow Jones affiliate

ABOUT US | ADVERTISING | CONTACT US | TERMS OF USE | PRIVACY POLICY | ACCESSIBILITY STATEMENT | SITE MAP

IBD Stock Charts  
IBD Stock Checkup  
Stock Quotes  
MarketSmith  
Newsletters

How to Buy Stocks  
How to Read Stock Charts  
When to Sell Stocks  
IBD Retail Locations  
Ad Choices

Stock Market Today  
The Big Picture  
Economic Calendar  
Investing Workshops  
New to IBD

Economy  
Technology  
Best Mutual Funds Awards  
Best Online Brokers

## Connect With Us On



---

Notice: Information contained herein is not and should not be construed as an offer, solicitation, or recommendation to buy or sell securities. The information has been obtained from sources we believe to be reliable; however no guarantee is made or implied with respect to its accuracy, timeliness, or completeness. Authors may own the stocks they discuss. The information and content are subject to change without notice.

\*Real-time prices by Nasdaq Last Sale. Realtime quote and/or trade prices are not sourced from all markets.

Ownership data provided by Refinitiv and Estimates data provided by FactSet.

© 2000-2023 Investor's Business Daily, LLC. All rights reserved

