

Home » Stock » **Ecopetrol S.A. (EC): Investors are paying attentio...**

# Ecopetrol S.A. (EC): Investors Are Paying Attention To This Stock

By Sarah Baker • September 16, 2022

Let's start up with the current stock price of **Ecopetrol S.A. (EC)**, which is \$10.42 to be very precise. The Stock rose vividly during the last session to \$10.83 after opening rate of \$10.80 while the lowest price it went was recorded \$10.37 before closing at \$11.02. Recently in News on August 25, 2022, Moody's affirms **Ecopetrol's** investment grade ratings and outlook and downgrades its BCA. **Ecopetrol S.A. (BVC: ECOPETROL; NYSE: EC)** informs that Moody's Investors Service ("Moody's") affirmed **Ecopetrol S.A. ("Ecopetrol" or the "Company")** global credit rating at Baa3 with a negative outlook and downgraded its individual rating (BCA) from Ba1 to Ba3. You can read further details [here](#)

**Ecopetrol S.A.** had a pretty Dodgy run when it comes to the market performance. The 1-year high price for the company's stock is recorded \$19.81 on 04/18/22, with the lowest value was \$9.31 for the same time period, recorded on 07/22/22.

## Lithium Stocks In The Spotlight

Here's a company — undiscovered by Wall Street and trading below \$0.30 per share — which just recently uncovered 8 high-quality targets on unexplored ground, and drills will be turning later this year. Very few investors know about it yet... so the ground-floor opportunity below \$0.30 won't be around much longer. It's a brand new breed of lithium explorer — all you need to do is click and the name and trading symbol is yours.

**It's all in the FREE report you can get here. .**

Sponsored

## Most Popular



**Ur-Energy Inc. (URG): Investing has never been easier**

September 16, 2022



**Monster Beverage Corporation (MNST): A Brand-New Prospect for Investors**

September 16, 2022



**Samsara Inc. (IOT) is on the roll with an average volume of 1.50M in the recent 3 months**

September 16, 2022



**Starwood Property Trust Inc. (STWD) is on the roll with an average volume of 2.02M in the recent 3 months**

September 16, 2022

## Ecopetrol S.A. (EC) full year performance was -18.23%

Price records that include history of low and high prices in the period of 52 weeks can tell a lot about the stock's existing status and the future performance. Presently, Ecopetrol S.A. shares are logging -43.57% during the 52-week period from high price, and 11.92% higher than the lowest price point for the same timeframe. The stock's price range for the 52-week period managed to maintain the performance between \$9.31 and \$18.47.

The company's shares, operating in the sector of Energy managed to top a trading volume set approximately around 1262753 for the day, which was evidently lower, when compared to the average daily volumes of the shares.

When it comes to the year-to-date metrics, the Ecopetrol S.A. (EC) recorded performance in the market was -13.28%, having the revenues showcasing -24.72% on a quarterly basis in comparison with the same period year before. At the time of this writing, the total market value of the company is set at 20.63B, as it employees total of 9150 workers.

## Analysts verdict on Ecopetrol S.A. (EC)

During the last month, 5 analysts gave the Ecopetrol S.A. a BUY rating, 0 of the polled analysts branded the stock as an OVERWEIGHT, 6 analysts were recommending to HOLD this stock, 0 of them gave the stock UNDERWEIGHT rating, and 0 of the polled analysts provided SELL rating.

According to the data provided on Barchart.com, the moving average of the company in the 100-day period was set at 12.58, with a change in the price was noted -6.88. In a similar fashion, Ecopetrol S.A. posted a movement of -39.77% for the period of last 100 days, recording 1,503,037 in trading volumes.

Total Debt to Equity Ratio (D/E) can also provide valuable insight into the company's financial health and market status. The debt to equity ratio can be calculated by dividing the present total liabilities of a company by shareholders' equity. Debt to Equity thus makes a valuable metrics that describes the debt, company is using in order to support assets, correlating with the value of shareholders' equity The total Debt to Equity ratio for EC is recording 1.40 at the time of this writing. In addition, long term Debt to Equity ratio is set at 1.26.

## >>> 5 Best Inflation Stocks for 2022 <<<

## Ecopetrol S.A. (EC): Technical Analysis

Raw Stochastic average of Ecopetrol S.A. in the period of last 50 days is set at 53.88%. The result represents improvement in oppose to Raw Stochastic average for the period of the last 20 days, recording 40.44%. In the last 20 days, the company's Stochastic %K was 61.13% and its Stochastic %D was recorded 67.89%.

Let's take a glance in the erstwhile performances of Ecopetrol S.A., multiple moving trends are noted. Year-to-date Price performance of the company's stock appears to be encouraging, given the fact the metric is recording -13.28%. Additionally, trading for the stock in the period of the last six months notably deteriorated by -32.90%, alongside a downfall of -18.23% for the period of the last 12 months. The shares increased approximately by 1.76% in the 7-day charts and went up by -1.79% in the period of the last 30 days. Common stock shares were lifted by -24.72% during last recorded quarter.

## Get The Best Stocks To Trade Every Day!

Join now to get the NewsHeater.com pre-market morning brief 100% free

Enter your email here...

SUBSCRIBE

100% free. Stop anytime no spam

### Leave a Comment


Your email address will not be published. Required fields are marked \*

here

Ecopetrol S.  
price for the  
the same tit

Lithium Sto

D  
O  
100



## WE HAVE A GIFT FOR YOU

Download Free eBook For  
The 5 Best Growth Stocks 2022

Enter your email here...

Download Free eBook

100% free. Stop anytime no spam

nc. (IOT)  
oll with an  
olume of  
he recent

6, 2022




Save my name, email, and website in this browser for the next time I comment.

Post Comment »

On Key

## Related Posts





**Ur-Energy Inc. (URG):**  
Investing has never been easier

For the readers interested in the stock health of Ur-Energy Inc. (URG). It is currently valued at \$1.27. When the transactions were called off in

**Monster Beverage Corporation (MNST): A Brand-New Prospect for Investors**

Let's start up with the current stock price of Monster Beverage Corporation (MNST), which is \$87.37 to be very precise. The Stock rose vividly during

**Samsara Inc. (IOT) is on the roll with an average volume of 1.50M in the recent 3 months**

At the end of the latest market close, Samsara Inc. (IOT) was valued at \$13.24. In that particular session, Stock kicked-off at the price of

**Starwood Property Trust Inc. (STWD) is on the roll with an average volume of 2.02M in the recent 3 months**

Starwood Property Trust Inc. (STWD) is priced at \$23.26 after the most recent trading session. At the very opening of the session, the stock price

**About Company**

Investchronicle.com is an Economic news website, which offers broad information about the Stock markets and Equities. The major emphasis of this platform is to present, the most practical recommendation for public and private capital sharing, both in the form of updates and detailed analysis.

**Quick Links**

- Home
- About us
- Core Team
- Privacy Policy

**Categories**

- Equity News
- Finance
- Industry
- Market Analysis

**Discover Best Stock To Trade Before The Opening Bell**

100% Free. Stop Anytime. No Spam

Enter your email here... ✕

**YES! I WANT TO JOIN**





