



Home > Equity

Equity Markets

Ecopetrol S.A. And 5 Other Stocks Have High Sales Growth And An Above 3% Return on Equity

By Via News Editorial Team - September 14, 2022



(VIANEWS) – Ecopetrol S.A. (EC), Investors Bancorp (ISBC), Visa (V) are the highest sales growth and return on equity stocks on this list.

Here is a list of stocks with an above 5% expected next quarter sales growth, and a 3% or higher return on equity. May these stocks be a good medium-term investment option?

1. Ecopetrol S.A. (EC)

59.4% sales growth and 29.3% return on equity

Ecopetrol S.A. is an integrated energy company. Exploration and Production, Transport and Logistics, Refining and Petrochemical and Biofuels and Electric Power Transmission and Concessions are the four main segments of Ecopetrol S.A. The company is involved in exploration, production, transportation, of crude oil, engine fuels and fuel oil; as well as the sale and distribution of LPG and natural gas. It also provides electric power transmission services, design, construction, operation and maintenance of roads and energy infrastructure projects. The company owned approximately 9.127 km of crude oil pipelines and multi-purpose pipes as of December 31, 2021. The company also makes and sells polypropylene compounds and masterbatches. It offers service sales and management services to industrial

customers. The company has offices in Colombia, Americas, Asia, Central America, the Caribbean, Europe and South America. The former name of the company was Empresa Colombiana de **Petroleos**. In June 2003, **Ecopetrol** S.A. took over. **Ecopetrol** S.A. is an entity that was founded in Bogota (Colombia) in 1948.

Ecopetrol S.A.'s sales growth this year is anticipated to be 37.2% and a negative 4% for next year.



Volume

Today's last reported volume for **Ecopetrol** S.A. is 911150 which is 43.71% below its average volume of 1618930.

Ecopetrol S.A.'s sales growth for the next quarter is 59.4%. The company's growth estimates for the ongoing quarter and the next is 109.5% and 106.1%. The company's return on equity, which measures the profitability of a business relative to shareholder's equity, for the twelve trailing months is 29.3%.

Volatility

Ecopetrol S.A.'s last day, last week, and last month's current intraday variation average was 2.04%, 2.82%, and 3.05%, respectively.

Ecopetrol S.A.'s highest amplitude of average volatility was 2.24% (day), 2.78% (last week), and 3.58% (last month), respectively.

Ecopetrol S.A.'s Stock Yearly Top and Bottom Value

Ecopetrol S.A.'s stock is valued at \$10.32 at 06:22 EST, way below its 52-week high of \$19.81 and way above its 52-week low of \$9.31.

Ecopetrol S.A.'s Moving Average

Ecopetrol S.A.'s worth is below its 50-day moving average of \$10.42 and way under its 200-day moving average of \$14.16.

2. Investors Bancorp (ISBC)

14.5% sales growth and 10.65% return on equity

Investors Bancorp, Inc. is the bank holding firm for Investors Bank. It provides a variety of banking services and products to Americans and small businesses. Deposit products offered by the bank include checking and savings accounts, as well as money market accounts. Its loan portfolio includes multi-family, industrial, commercial, and residential loans. One-to-four-family residential mortgage loans are secured by residential real property. Consumer and other loans consist primarily of home equity loans and lines of credit. There is also a variety of insurance products including fixed annuities and indexed annuities. It had 156 New Jersey and New York branches as of December 31, 2020. Investors Bancorp, Inc. is an American bank that was established in 1926. Its headquarters are in Short Hills, New Jersey.

Investors Bancorp's sales growth this year is expected to be 12.7% and 4.1% for next year.

Year-on-year quarterly revenue growth grew by 15.7%, now sitting on 882.02M for the twelve trailing months.

Volume

Today's last reported volume for Investors Bancorp is 133025000 which is 2439.3% above its average volume of 5238650.

Investors Bancorp's sales growth for the next quarter is 14.5%. The company's growth estimates for the present quarter and the next is a negative 0% and negative 0%. The company's return on equity, which measures the profitability of a business relative to shareholder's equity, for the twelve trailing months is 10.65%.

Investors Bancorp's Stock Yearly Top and Bottom Value

Investors Bancorp's stock is valued at \$13.87 at 06:22 EST, way below its 52-week high of \$17.67 and way above its 52-week low of \$12.60.

Investors Bancorp's Moving Average

Investors Bancorp's worth is way below its 50-day moving average of \$16.07 and under its

200-day moving average of \$15.22.

3. Visa (V)

12.6% sales growth and 37.36% return on equity

Visa Inc. is a global payments technology company. It facilitates digital payments between consumers, merchants and financial institutions. VisaNet is a payment processing network which enables the authorization, clearing and settlement of payments. The company also offers platforms and card products. The company offers its services under Visa Electron and PLUS brand names. Visa Inc. and Ooredoo have a strategic partnership to offer enhanced payments for Visa cardholders in Qatar. Visa Inc. was established in 1958 in San Francisco, California.

Visa's sales growth this year is expected to be 19% and 12.9% for next year.

Year-on-year quarterly revenue growth grew by 25.5%, now sitting on 26.94B for the twelve trailing months.

Volume

Today's last reported volume for Visa is 3559430 which is 39.41% below its average volume of 5874840.

Visa's sales growth is a negative 0% for the ongoing quarter and 12.6% for the next. The company's growth estimates for the present quarter and the next is 16.1% and 11.7%. The company's return on equity, which measures the profitability of a business relative to shareholder's equity, for the twelve trailing months is 37.36%.

Volatility

Visa's last day, last week, and last month's current intraday variation average was 3.49%, 2.12%, and 1.12%, respectively.

Visa's highest amplitude of average volatility was 2.30% (day), 1.86% (last week), and 2.06% (last month), respectively.

Visa's Stock Yearly Top and Bottom Values

Visa's Stock yearly Top and Bottom value

Visa's stock is valued at \$199.76 at 06:22 EST, way below its 52-week high of \$252.67 and higher than its 52-week low of \$185.91.

Visa's Moving Average

Visa's worth is below its 50-day moving average of \$203.63 and below its 200-day moving average of \$213.17.

Previous days news about Visa(V)

- According to MarketWatch on Tuesday, 13 September, "Shares of more established payment-technology names were seeing smaller losses Tuesday, with Visa Inc.'s stock off 2.4%, Mastercard Inc.'s stock off 2.8%, and PayPal Holdings Inc.'s stock down 2.0%."

4. PACCAR (PCAR)

8.5% sales growth and 18.62% return on equity

PACCAR Inc manufactures and distributes commercial trucks of all sizes in America, Europe, South America and Australia. The company operates in three segments, Truck, Parts, and Financial Services. The Truck segment manufactures and distributes truck for commercial and consumer goods over-the-road haulage. The company sells trucks via a network independent dealers that carry the Kenworth and Peterbilt nameplates. The Parts division distributes parts and accessories for trucks, as well as commercial vehicles. Financial Services provides full-service leasing services under PacLease's trade name. It also offers finance and leasing products to dealers and customers. The segment offers franchisees equipment financing, administrative support, and retail loan and leasing for medium and large trucking companies. It also provides truck inventory financing to independent dealers. This segment also offers direct loans and leases to customers in order to purchase trucks and other equipment. It also produces and sells industrial winches, under the Braden and Carco nameplates. PACCAR Inc was established in 1905. It is located in Bellevue in Washington.

PACCAR's sales growth this year is anticipated to be 20.8% and 1.9% for next year.

Year-on-year quarterly revenue growth grew by 22.5%, now sitting on 25.46B for the twelve trailing months.

Volume

Today's last reported volume for PACCAR is 654149 which is 63.08% below its average volume of 1771950.

PACCAR's sales growth for the next quarter is 8.5%. The company's growth estimates for the ongoing quarter and the next is 65.7% and 27.9%. The company's return on equity, which measures the profitability of a business relative to shareholder's equity, for the twelve trailing months is 18.62%.

Volatility

PACCAR's last day, last week, and last month's current intraday variation average was 3.92%, 2.41%, and 1.37%, respectively.

PACCAR's highest amplitude of average volatility was 3.14% (day), 2.49% (last week), and 1.84% (last month), respectively.

PACCAR's Stock Yearly Top and Bottom Value

PACCAR's stock is valued at \$86.32 at 06:22 EST, way under its 52-week high of \$97.56 and way higher than its 52-week low of \$77.00.

PACCAR's Moving Average

PACCAR's value is under its 50-day moving average of \$87.65 and under its 200-day moving average of \$87.73.

5. Bank of Marin Bancorp (BMRC)

5.7% sales growth and 9.63% return on equity

Bank of Marin Bancorp is the holding company of Bank of Marin. It provides financial services to professionals, small- and medium-sized businesses, individuals and non-profits in San Francisco Bay Area. It offers savings and checking accounts for individuals and businesses, time certificates of deposits, individual retirement accounts and health savings accounts. The demand deposit market accounts are also offered. Certificate of deposit accounts registry,

insured cash sweeps services, as well. The company also offers commercial, industrial and consumer loans as well as home equity and construction financing. The company also offers credit cards, merchant, payroll, and cash management, image lockbox and wire transfer services. It can also provide fraud detection tools and valet pickup service for non-cash deposit. It also offers wealth management services that include trust management, trust administration and estate settlement. The company had 21 branches in retail, five commercial banks offices and two loan production offices. These offices were located throughout 7 Bay Area counties. Bank of Marin Bancorp, based in Novato in California was established in 1989.

Bank of Marin Bancorp's sales growth this year is expected to be 16.5% and 7.7% for next year.

Year-on-year quarterly revenue growth grew by 20.8%, now sitting on 130.65M for the twelve trailing months.

Volume

Today's last reported volume for Bank of Marin Bancorp is 36248 which is 1.81% above its average volume of 35601.

Bank of Marin Bancorp's sales growth for the next quarter is 5.7%. The company's growth estimates for the present quarter and the next is 111.4% and 26.2%. The company's return on equity, which measures the profitability of a business relative to shareholder's equity, for the twelve trailing months is 9.63%.

Volatility

Bank of Marin Bancorp's last day, last week, and last month's current intraday variation average was 0.19%, 0.96%, and 0.97%, respectively.

Bank of Marin Bancorp's highest amplitude of average volatility was 2.25% (day), 2.17% (last week), and 1.76% (last month), respectively.

Bank of Marin Bancorp's Stock Yearly Top and Bottom Value

Bank of Marin Bancorp's stock is valued at \$31.17 at 06:22 EST, way under its 52-week high of \$39.65 and higher than its 52-week low of \$30.05.

BANK OF MARIN Bancorp's Moving Average

Bank of Marin Bancorp's worth is below its 50-day moving average of \$32.33 and under its 200-day moving average of \$34.42.

6. ICON plc (ICLR)

5.2% sales growth and 4.13% return on equity

ICON Public Limited Company is a company that provides clinical research services, including outsourced development, commercialization, in Ireland and other European countries. This company is a leader in strategic planning, management and analysis of programs. It supports all stages of clinical development from compound selection through to Phase I-IV clinical trials. It offers clinical development services, including product development planning, strategic consulting, study protocol preparation, clinical pharmacology, pharmacokinetic and pharmacodynamic analysis, site feasibility, patient recruitment and retention, digital patient and site, project management, clinical operations/monitoring, patient centric monitoring, data management, and adaptive and virtual trial services. It also offers clinical services in medical imaging, biostatistics and medical affairs. The company serves the pharmaceutical and biotechnology industries as well as governments and health agencies. ICON and Evergreen Therapeutics, Inc. have an agreement to carry out Phase II clinical trials for COVID-19's drug candidate. It was founded in 1990 in Dublin, Ireland.

ICON plc's sales growth this year is anticipated to be 42.3% and 7.8% for next year.

Year-on-year quarterly revenue growth grew by 122.1%, now sitting on 7.59B for the twelve trailing months.

Volume

Today's last reported volume for ICON plc is 366834 which is 20.63% below its average volume of 462215.

ICON plc's sales growth for the next quarter is 5.2%. The company's growth estimates for the ongoing quarter and the next is 15.3% and 17.9%. The company's return on equity, which measures the profitability of a business relative to shareholder's equity, for the twelve trailing months is 4.13%.

Volatility

ICON plc's last day, last week, and last month's current intraday variation average was 0.17%, 2.25%, and 1.67%, respectively.

ICON plc's highest amplitude of average volatility was 2.14% (day), 3.63% (last week), and 3.08% (last month), respectively.

ICON plc's Stock Yearly Top and Bottom Value

ICON plc's stock is valued at \$209.83 at 06:22 EST, way under its 52-week high of \$313.00 and higher than its 52-week low of \$196.34.

ICON plc's Moving Average

ICON plc's worth is below its 50-day moving average of \$223.86 and way below its 200-day moving average of \$242.58.


The screenshot displays a comprehensive financial dashboard. At the top, there's a 'TOP 10' table listing various assets like stocks, indices, and cryptocurrencies with their current prices and 24-hour changes. Below this, there are several smaller tables for 'STOCKS', 'CRYPTOCURRENCIES', 'FOREX', 'INDICES', and 'COMMODITIES'. A central video player is visible. The bottom section features 'PREMARKET GAINERS' and 'PREMARKET LOSERS' tables. News headlines are listed on the left, and market updates are shown at the bottom.

Rank	Symbol	Stock	Now	24H Change	Rank	Symbol	Stock	Now	24H Change	Rank	Symbol	Stock	Now	24H Change	Rank	Symbol	Stock	Now	24H Change	Rank	Symbol	Stock	Now	24H Change
1	VIA	Equity	44.18	-0.51%	23	TRX	TRON	39.2	0%	16	EURUSD	EURUSD	1.11	0.01%	4	NYFANG	NYSE FANG+TM Index	35.83	6.11%	18	AG	Natural Gas	31	0.78%
2	ETAY	Equity	39.41	-0.81%	44	EOS	EOS	26.5	3.89%	80	EURCHF	EURCHF	0.93	0.04%	10	IBC	NASDAQ Composite	32.98	2.52%	45	CL	Crude Oil	26.43	0.99%
3	DT	Equity	37.94	6.14%	282	XLM	Stellar	13.69	2.6%	102	USDC	USDC	1.02	0.07%	11	NDR	NASDAQ 100	32.53	0.87%	95	PA	Palladium	20.75	0.47%
4	NYFANG	Index	35.83	6.11%	324	BOH	Bitcoin	13.77	10.85%	149	GBPUSD	GBPUSD	1.07	0.07%	167	AWAT	S&P 500	17.55	-0.96%	497	CC	Cocoa	9.77	2.22%
5	ETH-USD	Cryptocurrency	34.7	1.62%	334	XEM	XEM USD	12.52	6.97%	151	AUDUSD	AUDUSD	1.02	0.07%	346	BVSP	IBOVESPA	12.27	3.31%	525	GC	Gold	9.36	2.17%
6	BNB-USD	Cryptocurrency	34.53	-1.43%	368	ADA	Cardano	11.84	-15.78%	152	GBPUSD	GBPUSD	1.01	0.07%	408	SX50	S&P 500	11.02	8.54%	651	SI	Silver	7.98	0.58%
7	RBNC	Equity	34.07	-0.64%																				
8	LTC-USD	Cryptocurrency	33.54	7.02%																				
9	VET-USD	Cryptocurrency	33.03	12.25%																				
10	IXIC	Index	32.98	2.52%																				

TAGS Bank of Marin Bancorp | BMRC | EC | **Ecopetrol S.A.** | ICLR | ICON plc | Investment Signals

Investors Bancorp | ISBC | PACCAR | PCAR | Return on Equity | Return on Equity Companies | Sales Growth | Stock

Stock Analysis | V | **visa** | Wall Street



Previous article

Platinum Futures Over 1% Up In The Last 24 Hours

Next article

Nike And 5 Other Stocks Have Very High Payout Ratio



Via News Editorial Team

<http://via.news>

ViaNews editorial team report. Real-time Financial News & Analysis. Contact support@vianewsagency.com for inquiries.



RELATED ARTICLES

MORE FROM AUTHOR



Ecopetrol S.A. Stock 4.72% Up Before The Weekend




Big 5 Sporting Goods Corporation, And Banco Santander, And Another 6 Companies Have A High Estimated Dividend Yield



Ecopetrol S.A. Stock Was 5.57% Up Today



First Citizens BancShares And 6 Other Stocks Have High Sales Growth And An Above 3% Return on Equity



ABOVE 3% RETURN ON EQUITY



Church & Dwight Company And 4 Other Stocks Have Very High Payout Ratio



Ecopetrol S.A. Stock Rise On Tuesday, Outperforms Market



Ecopetrol S.A. Stock Bullish Momentum With A 4.07% Rise On Monday



DouYu And ING Group Among The List Of The Most Active Winners And Losers Of Thursday's US Premarket Session



Ecopetrol S.A. Already 5% Up, Almost Two Hours Before The Market Open



Bionano Genomics And Arcturus Therapeutics Among The List Of The Most Active Winners And Losers Of Wednesday's US Premarket Session



Ecopetrol S.A. And 4 Other Stocks Have High Sales Growth And An Above 3% Return on Equity



Rollins And 5 Other Stocks Have Very High Payout Ratio



LEAVE A REPLY

Comment:

POST COMMENT

Latest



Less Than Five Hours Before The NYSE Open, FMC Technologies Is...

Via News Editorial Team - September 15, 2022

(VIANEWS) - The NYSE opens in less than five hours and FMC Technologies's pre-market value is already 6.18% up. The last session, NYSE ended with...



Why's the USD/JPY Pair Not Gaining Bullish Momentum?

September 15, 2022



Aspen Group Stock Went Down By Over 18% At Session Start...

September 15, 2022



Apache Stock Was Up By 6.01% EOD Yesterday

September 15, 2022

Stock Analysis



Magna International And 4 Other Stocks Have Very High Payout Ratio

Via News Editorial Team - September 15, 2022

(VIANEWS) - Kinross Gold (KGC), Golden Ocean Group Limited (GOGL), Magna International (MGA) are the highest payout ratio stocks on this list. Here's the data...



Gray Communications Systems And 3 Other Stocks Have High Sales...

September 15, 2022



NXP Semiconductors And 5 Other Stocks Have Very High Payout Ratio

September 15, 2022



Liberty Media Corporation And 5 Other Stocks Have High Sales...

September 15, 2022



Occidental Petroleum And 7 Other Stocks Have High Sales Growth...

September 14, 2022

Market Analysis





MFA Financial, And Fortress Biotech, And Another 4 Companies Have A...

Via News Editorial Team - September 15, 2022

(VIANEWS) - MFA Financial (MFA), Fortress Biotech (FBIOP), Ares Dynamic Credit Allocation Fund (ARDC) have the highest dividend yield stocks on this list. ...



Chimera Investment Corporation, And BlackRock Science And Technology Trust, And Another...

September 15, 2022



FuboTV And Aspen Group On The List Of Winners And Losers...

September 14, 2022




New Ireland Fund, And AllianzGI Convertible & Income Fund II, And...

September 14, 2022

Interview





Coronavirus Made Startups Get Real About Their Business Models: Virtuleap's CEO

Elham P.Mohammadi - April 21, 2020

As the world is reeling from the economic fallout of the coronavirus pandemic, many startups are taking a not-so-pleasant or even painful walk down...



Ripatrip: Adventure Travel Search Platform With a Personalized Touch

February 13, 2020



Startup Lisboa: An 8-Year Journey to Promote Spirit of Community

February 3, 2020

Future



COVID-19 Forcing Petrochemical Leaders to Rethink Industry's Future

Via News Editorial Team - November 11, 2020



Lisbon's Short-Term Rentals: Occupancy Plummets, But Some Signs of Recovery

Via News Editorial Team - November 6, 2020




Digital Is the Wave of the Future for B2B Sales

Via News Editorial Team - October 30, 2020



What's Ahead for the Electric Vehicle Market?

Via News Editorial Team - September 28, 2020



Shared Mobility Drives to Make Comeback After COVID-19



Shared Mobility Poised to Make a Comeback After COVID-19

Via News Editorial Team - August 28, 2020

Startups



Mentors Should Adapt With New Industry-Specific Skills During Pandemic

Via News Editorial Team - September 25, 2020



PeerPull Bringing Coworking Experience Online Amid COVID-19

September 12, 2020



COVID-19 to Accelerate Female Entrepreneurship

September 10, 2020



Germany Voted Best Crisis Manager by Startups

September 3, 2020



What Will Web Summit 2020 Look Like?

August 13, 2020



ABOUT US

Steaming Financial News & Analysis. We provide the facts, you draw conclusions.

ViaNews Agency provides 24/7 real-time financial data.

Advertize with us

support @ via.news

Copyright © 2022 VIA NEWS

FOLLOW US



