

Homepage > Equities > United States > Nasdaq > Aspen Technology, Inc. > News > Summary **AZPN** US29109X1063

ASPEN TECHNOLOGY, INC. (AZPN)

End-of-day quote Nasdaq - 2022-12-06
226.06 USD **+2.67%**

03:03p Aspen Technology :AspenTech Dynamic Optimization Technology Recognized for Achievements in Refi... PU
 12/07 Transcript : Aspen Technology, Inc. Presents at NASDAQ 47th Investor Conference, Dec-07-2022 01:00 ... CI
 12/01 Insider Sell: Aspen Technology MT

Summary Quotes Charts **News** Ratings Calendar Company Financials Consensus Revisions Funds

Summary | Most relevant | All News | Other languages | Press Releases | Official Publications | Sector news | MarketScreener Strategies

Aspen Technology : AspenTech Dynamic Optimization Technology Recognized for Achievements in Refining

12/08/2022 | 03:03pm EST



The Latin American refining sector continues to invest in digital solutions to meet the region's growing demand for energy while addressing sustainability goals. The Latin America Refining Technology Conference (LARTC) is the main downstream event where the region's most influential senior executives meet to explore the value new technologies can deliver and recognize outstanding achievements in Latin American refining. During this event, AspenTech won the "Best Digital Technology of the Year" award with Aspen GDOT™. The award recognized the company's successful track record, for nearly two decades, of delivering significant improvements in margin and energy efficiency through its innovative closed loop, multi-unit dynamic optimization technology.

The AspenTech team celebrating the "Best Digital Technology of the Year" award win at LARTC on September 13, 2022 in Buenos Aires, Argentina.

Best Digital Technology of the Year: What Sets Aspen GDOT Apart?

GDOT enables global refining companies to vertically integrate planning, scheduling and advanced process control (APC) layers to work, adapt and optimize together. By closing the gap between layers, refineries can maximize margins by reducing product giveaway and maximize production of most valuable products while advancing towards sustainability goals.

Delivering Higher Levels of Operational Excellence to Refineries Worldwide

Compañía Española de **Petroleos** S.A.U. (CEPSA), a multinational energy company with headquarters in Madrid, expanded the capacity in its La Rábida Refinery, as it was becoming increasingly complicated to integrate new units in a coordinated manner for optimal operations. Balancing the site hydrogen network was becoming more complex, leading to hydrogen losses to flare and fuel gas networks. Moreover, on-site hydrogen production was highly carbon-intensive. With Aspen GDOT, La Rábida Refinery optimized their hydrogen network by prioritizing and maximizing hydrogen feedstock to key consumers and minimizing hydrogen flaring by 750 Nm3/hour and reducing CO₂ emissions by 4,200 tons/year. This resulted in about €450K/year of savings in 2019 and based on current natural gas and CO₂ emissions prices, savings in 2022 will be considerably higher.

Ecopetrol, the largest petroleum company in Colombia and a leading refiner in Latin America, was already using Aspen DMC3™, Aspen PIMS-AO™ and other AspenTech solutions. The refiner selected Aspen GDOT software as part of its digitalization initiative to improve refining margins at its two refineries in Cartagena and Barrancabermeja. Together, these "state-of-the-art" production optimization technologies give **Ecopetrol** facilities the agility and operational flexibility needed to adapt to market demands.

A Digital Solution for Latin American Energy Growth

Market dynamics and the region energy sector will continue to evolve presenting new

Financials (USD)			
Sales 2023	1 173 M	Capitalization	14 479 M
Net income 2023	-23,5 M	EV / Sales 2023	11,9x
Net cash 2023	469 M	EV / Sales 2024	10,4x
P/E ratio 2023	-794x	Nbr of Employees	3 574
Yield 2023	-	Free-Float	43,5%

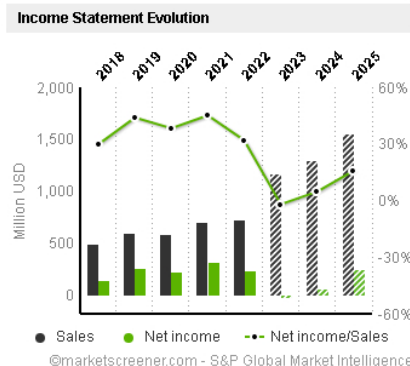
[» More Financials](#)



[» Full-screen chart](#)

Technical analysis trends ASPEN TECHNOLOGY, INC.			
	Short Term	Mid-Term	Long Term
Trends	Neutral	Bullish	Bullish

[» Technical analysis](#)



[» More Financials](#)

Consensus	
Mean consensus	OUTPERFORM
Number of Analysts	8
Last Close Price	224,34 \$

World Europe America Asia

US S&P 500	3964	+0.75%
US DOW JONES	33781	+0.55%
US NASDAQ 100	11637	+1.22%
TSX COMP	19969	-0.02%
UK FTSE 100	7472	-0.23%
DE DAX	14265	+0.02%
FR CAC 40	6647	-0.20%
EURO STOXX 50	3921	+0.01%
MSCI CHINA	84	+3.78%
TOPIX	1942	-0.35%
MSCI EMERGING	968	+1.09%
MSCI WORLD	2670	+0.60%

[» More Indexes](#)

STOCK SCREENER

Get UNLIMITED ACCESS to the STOCK SCREENER with our Premium subscription

My Watchlist Most popular (20)

ALIBABA GROUP HOLDIN...	+6.61%
NVIDIA CORPORATION	+6.51%
AMAZON.COM, INC.	+2.14%
ADOBE INC.	+1.81%
MICROSOFT CORPORATI...	+1.24%
PAYPAL HOLDINGS, INC.	-0.27%
TESLA, INC.	-0.34%
BASF SE	-0.69%
VOLKSWAGEN AG	-0.73%
ALPHABET INC.	-1.30%

[» My lists](#)

Rankings US 500

SVB FINANCIAL GROUP	+6.89%
NVIDIA CORPORATION	+6.51%
CERIDIAN HCM HOLDIN...	+5.03%
MONOLITHIC POWER SY...	+4.78%
NXP SEMICONDUCTORS...	+4.59%
CATALENT, INC.	-3.56%
APTIV PLC	-4.43%
WARNER BROS. DISCOV...	-4.84%
AVERY DENNISON CORP...	-6.54%
LINCOLN NATIONAL COR...	-10.86%

Technology Healthcare

Consumer Cyclical Financials Consumer Non-Cyclical Industrials

Energy Utilities Basic Materials

[» More Top / Flop](#)

Rankings Nasdaq 100

DATAPOINT INC	+8.11%
---------------	--------

challenges to the downstream sector. With its innovative award-winning dynamic optimization technology, AspenTech will continue to provide the Latin American energy sector with digital solutions to face these challenges and reach new heights of operational excellence while driving sustainability targets.

Attachments

- [Original Link](#)
- [Original Document](#)
- [Permalink](#)

Disclaimer

Aspen Technology Inc. published this content on **08 December 2022** and is solely responsible for the information contained therein. Distributed by [Public](#), unedited and unaltered, on **08 December 2022 20:02:04 UTC**.

© Publicnow 2022



All news about ASPEN TECHNOLOGY, INC.

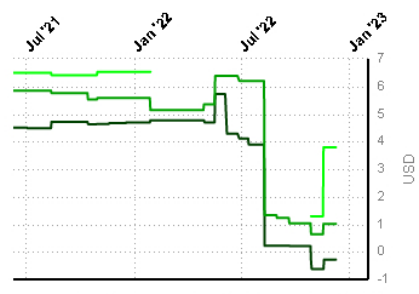
03 03p	Aspen Technology : AspenTech Dynamic Optimization Technology Recognized for Achievements I...	PU
12/07	Transcript : Aspen Technology, Inc. Presents at NASDAQ 47th Investor Conferen..	CI
12/01	Insider Sell: Aspen Technology	MT
11/30	Aspen Technology : Accelerating Progress Toward Net Zero Goals with aspenONE V14	PU
11/23	Insider Sell: Aspen Technology	MT
11/15	Aspen Technology : AspenONE V14 — Innovation to Address the Dual Challenge	PU
11/15	AspenTech Introduces New Software Release to Advance Customers' Sustainability and..	CI
11/14	Aspen Technology : The Path to an Intelligent Mine	PU
11/09	Insider Sell: Aspen Technology	MT
11/09	Aspen Technology Delivers First-Of-Its-Kind Training for Sustainability Technology Path..	CI

[» More news](#)

Average target price	257,50 \$
Spread / Average Target	14,8%

[» Consensus](#)

EPS Revisions



©marketscreener.com - S&P Global Market Intelligence

[» More Estimates Revisions](#)

Managers and Directors

Antonio Jose Pietri	Director & Executive VP-Field Operations
Chantelle Yvette Breithaupt	Chief Financial Officer, Treasurer & Senior VP
Jill D. Smith	Independent Director
Willie K. Chan	Chief Technology Officer
Patrick M. Antkowiak	Independent Director

[» More about the company](#)

Sector and Competitors

	1st jan.	Capi. (M\$)
ASPEN TECHNOLOGY, INC.	48.53%	14 590
ORACLE CORPORATION	-9.52%	212 404
SAP SE	-17.98%	119 939
SERVICENOW INC.	-40.05%	78 331
CONSTELLATION SOFTWARE...	-10.96%	32 460
PAYCOM SOFTWARE, INC.	-25.58%	17 879

[» More Results](#)

CARIBBEAN, INC.	+0.41%
NVIDIA CORPORATION	+6.51%
PINDUODUO INC.	+6.16%
BAIDU, INC.	+5.02%
SEAGEN INC.	+4.93%
EXELON CORPORATION	-1.28%
ALPHABET INC.	-1.30%
ACTIVISION BLIZZARD, INC.	-1.54%
PALO ALTO NETWORKS, I...	-2.37%
T-MOBILE US	-3.35%



[» More Top / Flop](#)

Currency / Forex

USD / EUR	0.9472	-0.44%
USD / CAD	1.3588	-0.48%
USD / MXN	19.6201	-0.31%
USD / BRL	5.2092	+0.16%
USD / INR	82.2810	+0.09%
USD / CNY	6.9649	+0.08%
USD / JPY	136.5440	+0.12%
USD / AUD	1.4761	-0.72%
USD / KRW	1316.5000	+0.20%
USD / HKD	7.7862	-0.07%
USD / GBP	0.8174	-0.20%
USD / CHF	0.9356	-0.51%

[» Forex](#)

Commodities

GOLD	1790.06	+0.16%
CRUDE OIL (WTI)	72.01	-0.75%
CRUDE OIL (BRENT)	76.45	-1.11%
SILVER	23.10	+1.71%
PLATINUM	1004.10	-0.31%

[» Commodities](#)

Cryptocurrencies

BITCOIN	17221.0000	+2.28%
ETHEREUM	1282.0500	+4.12%
RIPPLE	0.3949	+3.03%

[» Cryptocurrencies](#)

CATEGORIES

- Indexes
- Equities
- Currencies
- Commodities
- Trackers / ETF
- News
- Analysis

FREE SERVICES

- Watchlists
- Virtual Portfolios
- Newsletters and notifications












[New member](#)

SOLUTIONS

- European Portfolio
- USA Portfolio
- Asian Portfolio
- Stock Screener
- Stock Picks
- Investment Themes
- Investment Style

[Subscribe as customer](#)

STOCK EXCHANGE EDITIONS

-  English (USA)
-  English (UK)
-  English (Canada)
-  Deutsch (Deutschland)
-  Deutsch (Schweiz)
-  Español
-  Français (France)
-  Français (Suisse)
-  Italiano
-  Nederlands (Nederland)
-  Nederlands (België)

ABOUT

- [Surperformance SAS](#)
- [Contact](#)
- [Legal information](#)

