

Home > Finance

FINANCE

It's Not Over Yet For Ecopetrol S.A. (NYSE: EC)

By **Cody Martinez** August 24, 2022

1 0



LATEST ARTICLES



FINANCE
Analysts Point To NexGen Energy Ltd. (NYSE: NXE) Growth In The Future



FINANCE
Make Sure You Stick With Brixmor Property Group Inc. (BRX). It's Bull Time Again



FINANCE
There's No Getting Around SNDL Inc. (NASDAQ: SNDL) Success



FINANCE
There Is A Quest For Clarity Surrounding Earthstone Energy Inc. (NYSE: ESTE) Volatility



FINANCE
BP p.l.c. (NYSE: BP) May Be Attracting Institutional Investments

Load more ▾

After Hours

The risks associated with pre-market and after-hours trading may be slightly higher than the regular market hours. The reason is that extended-hours trading may result in wider spreads for particular security due to lower liquidity and higher volatility as issuers often announce critical financial information outside regular trading hours. After-hours trades for Ecopetrol S.A. (EC) shows that investor sentiment remained intact, with the stock's consolidated last price rising by +\$0.39, or +3.71%, to \$10.9. Volume reached 12,493 shares, with price reaching a high of \$11.13 and a low of \$10.7. Most recently, Yahoo Finance reported about the stock as it publicized that [Ecopetrol S.A. enters into an electric energy commercialization agreement with Gecelca S.A. E.S.P. for the benefit of the Ecopetrol Group.](#)

Top 5 Cheap Stocks to Own Right Now

While finding safe stocks with the potential for monster gains isn't always easy, we've found a few that could pay out well. In fact, within our report, "[Top 5 Cheap Stock to Own Right Now](#)", we have identified five stocks we believe could appreciate the most even if you just have \$1,000 to invest.

[Sign up here to get your free report now.](#)

Sponsored

Stocks Info

Ecopetrol S.A. is listed on the NYSE as a member of the Energy sector and is a part of the Oil & Gas Integrated industry. At the end of the last regular session, the stock closed at \$11.13 and fluctuated between \$11.14 as its day high and \$10.53 as its day low. The current market capitalization of Ecopetrol S.A. is \$23.32B. A total of 1.9 million shares were traded on the day, compared to an average of 1.71M shares.

Dividend

It is more appealing for investors to invest in companies that pay dividends because dividends generate immediate cash flow and indicate a positive outlook for the company. Ecopetrol S.A. pays an annual dividend of \$2.26, resulting in a dividend yield of 20.29%, and it has a price to earnings (P/E) ratio of 3.72. EC's most recent ex-dividend date was 06/28/2022 when it declared a \$0.7985018 quarterly dividend that was paid in cash on 07/08/2022. Previously, the company paid the dividend on 04/28/2022 with an ex-dividend date of 04/19/2022. The dividend was \$1.459135 per share in cash.

Though price targets are rarely accurate, they can exert some influence from time to time and were often accepted as valuable by the market. According to analysts who have offered 12-month price targets for EC in the last 3 months, the mean price target is \$63,656.42 with high estimates of \$77,311.80 and low estimates of \$51,319.92. In terms of 52-week highs and lows, EC has a high of \$18.47 and a low of \$9.31.

As of this writing, EC has an earnings estimate of \$1.42 per share for the current quarter. EPS was calculated based on a consensus of 2 estimates, with a high estimate of \$1.54 per share and a lower estimate of \$1.3. The company reported an EPS of \$0.48 in the last quarter, which was -18.64% lower than expectations of \$0.59.

Balance Sheet Annually/Quarterly

A balance sheet is a report that shows the company's assets and liabilities. In addition, it shows how much equity investors have invested in the company. Investors can determine the company's prospects by calculating its financial ratios based on this information.

>> 5 Best Inflation Stocks for 2022 <<

Analysts Opinion

It may be riskier to trade before market opening and after market closing than during regular market hours. Since issuers often announce critical financial information outside regular trading hours. Extended-hours trading may result in wider spreads for particular securities due to lower liquidity and higher volatility. Currently, 12 analysts are providing their opinions on the stock. On a scale of 1 to 5, with 1 being Sell and 5 being Buy, the average analyst rating for EC is Hold with a score of 3.67. A total of 4 analysts rated the stock as Buy while 0 rated it as Overweight while 8 rated it as Hold. Among the other participants, 0 thought the stock was Underweight and 0 thought it should be Sold.

TAGS EC EC stock Ecopetrol S.A. NYSE:EC


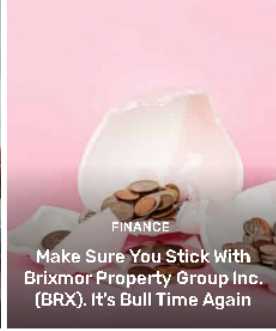
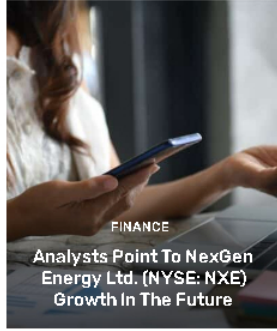
PREVIOUS ARTICLE

There's No Need To Panic Or Freeze When It Comes To Intuitive Surgical Inc. (NASDAQ: ISRG)



Cody Martinez

RELATED ARTICLES



LEAVE A REPLY

Comment:

Name:*

Email:*

Website:

Save my name, email, and website in this browser for the next time I comment.

POST COMMENT

ParkTelegraph

The Park Telegraph empowers the readers by delivering news, analysis and opinion, research work about stocks, companies, US stock markets and global equities and markets. Contact us: mail@parktelegraph.com

Contact us: contact@parktelegraph.com