

Home > Equity > **Ecopetrol** S.A. And 4 Other Stocks Have High Sales Growth And...

Equity Markets

# **Ecopetrol** S.A. And 4 Other Stocks Have High Sales Growth And An Above 3% Return on

Home > Equity > **Ecopetrol** S.A. And 4 Other Stocks Have High Sales Growth And...

Equity Markets

# **Ecopetrol** S.A. And 4 Other Stocks Have High Sales Growth And An Above 3% Return on Equity

By Via News Editorial Team - August 1, 2022



Latest

(VIANEWS) – **Ecopetrol** S.A. (EC), TravelCenters of America LLC (TA), Interactive Brokers Group (IBKR) are the highest sales growth and return on equity stocks on this list.

Here is a list of stocks with an above 5% expected next quarter sales growth, and a 3% or higher return on equity. May these



© 2022 Via News. All rights reserved.

sitting on N/A for the twelve trailing months.

## Volume

Today's last reported volume for **Ecopetrol** S.A. is 1625140 which is 3.69% below its average volume of 1687500.

**Ecopetrol** S.A.'s sales growth for the next quarter is 53%. The company's growth estimates for the ongoing quarter and the next is 454.5% and 600%. The company's return on equity, which measures the profitability of a business relative to shareholder's equity, for the twelve trailing months is 15.82%.

## Volatility

**Ecopetrol** S.A.'s last day, last week, and last month's current intraday variation average was 3.37%, 2.70%, and 2.87%, respectively.

**Ecopetrol** S.A.'s highest amplitude of average volatility was 3.59% (day), 4.06% (last week), and 3.85% (last month), respectively.

## **Ecopetrol** S.A.'s Stock Yearly Top and Bottom Value

**Ecopetrol** S.A.'s stock is valued at \$10.76 at 20:22 EST, below its 52-week low of \$11.37.

## **Ecopetrol** S.A.'s Moving Average

**Ecopetrol** S.A.'s value is way below its 50-day moving average of \$14.56 and way under its 200-day moving average of \$13.53.

## 2. TravelCenters of America LLC (TA)

### 44% sales growth and 8.66% return on equity

TravelCenters of America Inc. manages travel centers and truck service facilities in both the United States of America and Canada.

TravelCenters of America LLC's sales growth this year is anticipated to be 40% and a negative 3% for next year.

Year-on-year quarterly revenue growth grew by 58%, now sitting on 7.34B for the twelve trailing months.

Altria Group, And...

August 1, 2022


## Artificial Intelligence



### AI Driving Real Estate Revival With Personalized 3D Tours

December 11, 2020

In today's highly competitive commercial and residential real estate markets, only those players who use emerging technologies such as artificial intelligence can thrive and contribute to the development of the industry that...



### AI in 2020: No Increase in Adoption But Far From Stalled

December 4, 2020

There has not been an increase in the adoption of artificial intelligence but some companies are capturing value from the frontier technology at the enterprise level and many are generating revenue and...



### How to Keep an Edge in the Era of Pervasive AI?

## Volume

Today's last reported volume for TravelCenters of America LLC is 290431 which is 149.03% above its average volume of 116622.

TravelCenters of America LLC's sales growth is a negative 0% for the current quarter and 44% for the next. The company's growth estimates for the ongoing quarter and the next is a negative 30.8% and negative -3.9%. The company's return on equity, which measures the profitability of a business relative to shareholder's equity, for the twelve trailing months is 8.66%.

## Volatility

TravelCenters of America LLC's last day, last week, and last month's current intraday variation average was 0.82%, 3.49%, and 3.00%, respectively.

TravelCenters of America LLC's highest amplitude of average volatility was 4.36% (day), 5.39% (last week), and 5.43% (last month), respectively.

## TravelCenters of America LLC's Stock Yearly Top and Bottom Value

TravelCenters of America LLC's stock is valued at \$40.34 at 20:22 EST, way below its 52-week high of \$64.58 and way above its 52-week low of \$28.52.

## TravelCenters of America LLC's Moving Average

TravelCenters of America LLC's worth is way above its 50-day moving average of \$35.81 and below its 200-day moving average of \$44.35.

## 3. Interactive Brokers Group (IBKR)

### 26.8% sales growth and 14.22% return on equity

Interactive Brokers Group, Inc. is an electronic broker that operates worldwide as an automated system.

Interactive Brokers Group's sales growth this year is anticipated to be 10.1% and 21% for next year.

Year-on-year quarterly revenue growth declined by 25.9%, now

August 7, 2020

AI adopters should be proactive in implementing certain measures if they want to gain or maintain an advantage over their industry peers as the disruptive technology becomes mainstream, according to global accounting...

### Stock Analysis



### Intuit And 4 Other Stocks Have Very High Payout Ratio

Via News Editorial Team - August 1, 2022

(VIANEWS) - GDL Fund, The (GDL), Retail Opportunity Investments Corp. (ROIC), Flowers Foods (FLO) are the highest payout ratio stocks on this list. We have...



### The Blackstone Group And 3 Other Stocks Have High Sales...

August 1, 2022



### Douglas Emmett And 4 Other Stocks Have Very High Payout Ratio

August 1, 2022

### Cryptocurrency

### Axie Infinity Price Jumps By 34.29% Over The Last 12 Hours,...

Via News Editorial Team - May 31, 2022



(VIANEWS) - Over the last 12 hours,

sitting on 2.52B for the twelve trailing months.

## Volume

Today's last reported volume for Interactive Brokers Group is 585741 which is 34.31% below its average volume of 891680.

Interactive Brokers Group's sales growth for the next quarter is 26.8%. The company's growth estimates for the ongoing quarter and the next is 26.9% and 31.3%. The company's return on equity, which measures the profitability of a business relative to shareholder's equity, for the twelve trailing months is 14.22%.

## Volatility

Interactive Brokers Group's last day, last week, and last month's current intraday variation average was 0.77%, 1.41%, and 1.63%, respectively.

Interactive Brokers Group's highest amplitude of average volatility was 1.83% (day), 2.29% (last week), and 2.84% (last month), respectively.

## Interactive Brokers Group's Stock Yearly Top and Bottom Value

Interactive Brokers Group's stock is valued at \$58.67 at 20:22 EST, way under its 52-week high of \$82.83 and way higher than its 52-week low of \$52.18.

## Interactive Brokers Group's Moving Average

Interactive Brokers Group's value is higher than its 50-day moving average of \$57.04 and way under its 200-day moving average of \$66.43.

## 4. Clean Harbors (CLH)

### 26.1% sales growth and 15.42% return on equity

Clean Harbors, Inc. offers industrial and environmental services throughout North America.

Clean Harbors's sales growth this year is expected to be 25.1% and 2.4% for next year.

Year-on-year quarterly revenue growth grew by 44.7%. now

Axie Infinity (AXS-USD) is 34.29% up at 23:55 EST Monday, 30 May which is 2435.44% higher than...

### Origin Protocol Price Jumps By 27.79% Over The Last 6 Hours,...

Via News Editorial Team - May 31, 2022



(VIANEWS) - Over the last 6 hours, Origin Protocol (OGN-USD) is 27.79% up at 23:11 EST Monday, 30 May which is 1891.96% higher than...

### Terra (LUNA) Cryptocurrency Is 20% Up In The Last 6 Hours


Via News Editorial Team - May 30, 2022



(VIANEWS) - Terra (LUNA) (LUNC-USD) cryptocurrency is currently on bullish momentum by 20.21% in the last 6 hours. At 17:05 EST on Sunday, 29...

### Waves (WAVES) Price Jumps By 26.67% Over The Last 12 Hours,...

Via News Editorial Team - May 30, 2022



(VIANEWS) - Over the last 12 hours, Waves (WAVES) (WAVES-USD) is 26.67% up at 05:26 EST Monday, 30

sitting on 4.17B for the twelve trailing months.

## Volume

Today's last reported volume for Clean Harbors is 168746 which is 52.64% below its average volume of 356357.

Clean Harbors's sales growth for the next quarter is 26.1%. The company's growth estimates for the present quarter and the next is 24.4% and 15.8%. The company's return on equity, which measures the profitability of a business relative to shareholder's equity, for the twelve trailing months is 15.42%.

## Volatility

Clean Harbors's last day, last week, and last month's current intraday variation average was 0.80%, 1.56%, and 1.35%, respectively.

Clean Harbors's highest amplitude of average volatility was 2.51% (day), 2.68% (last week), and 2.46% (last month), respectively.

## Clean Harbors's Stock Yearly Top and Bottom Value

Clean Harbors's stock is valued at \$91.54 at 20:22 EST, way under its 52-week high of \$118.89 and way above its 52-week low of \$81.56.

## Clean Harbors's Moving Average

Clean Harbors's worth is above its 50-day moving average of \$89.38 and below its 200-day moving average of \$99.32.

## 5. Forestar Group (FOR)

### 6.9% sales growth and 16.25% return on equity

Forestar Group Inc. operates as a real estate lot development company.

Forestar Group's sales growth this year is anticipated to be 20.4% and 6.5% for next year.

Year-on-year quarterly revenue growth declined by 1.4%, now sitting on 1.56B for the twelve trailing months.

May which is 1841.63% higher than...

### DODO (DODO) Price Jumps By 31.99% Over The Last 6 Hours,...

Via News Editorial Team - May 29, 2022



(VIANEWS) - Over the last 6 hours, DODO (DODO) (DODO-USD) is 31.99% up at 14:46 EST Sunday, 29 May which is 2212.23% higher than...

Premarket

### Less Than Five Hours Before The Market Open, Xenetic Biosciences Is Down By 8%

August 1, 2022

### Southwestern Energy And Ares Capital Among The List Of The Most Active Winners And...

July 29, 2022

### Less Than Three Hours Before The Market Open, Genworth Financial Is Down By 5%

July 29, 2022

### VerifyMe And Smith & Nephew Among The List Of The Most Active Winners And...

July 28, 2022

### Less Than Three Hours Before The NASDAQ Open, VerifyMe Is Up By 9%

July 28, 2022

## Volume

Today's last reported volume for Forestar Group is 115564 which is 9.59% above its average volume of 105451.

Forestar Group's sales growth for the next quarter is 6.9%. The company's growth estimates for the present quarter and the next is 20% and 6.2%. The company's return on equity, which measures the profitability of a business relative to shareholder's equity, for the twelve trailing months is 16.25%.

## Volatility

Forestar Group's last day, last week, and last month's current intraday variation average was 0.64%, 3.79%, and 2.48%, respectively.

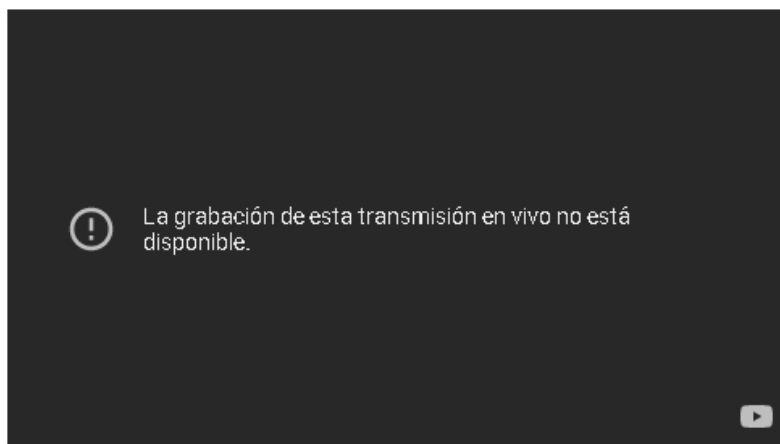
Forestar Group's highest amplitude of average volatility was 2.01% (day), 4.73% (last week), and 4.17% (last month), respectively.

## Forestar Group's Stock Yearly Top and Bottom Value

Forestar Group's stock is valued at \$14.10 at 20:22 EST, way below its 52-week high of \$22.60 and above its 52-week low of \$13.06.

## Forestar Group's Moving Average

Forestar Group's worth is below its 50-day moving average of \$15.06 and way below its 200-day moving average of \$18.10.



TAGS [Clean Harbors](#) [CLH](#) [EC](#) [Ecopetrol S.A.](#) [FOR](#) [Forestar Group](#) [IBKR](#) [Interactive Brokers Group](#) [Investment Signals](#) [Return on Equity](#) [Sales Growth](#) [Stock](#) [Stock Analysis](#) [TA](#) [TravelCenters of America LLC](#)


## Outlook



### COVID-19 Forcing Petrochemical Leaders to Rethink Industry's Future

November 11, 2020

Petrochemical industry leaders and financial investors need to update their strategic agendas and focus on recovery scenarios, regionalized supply chains, and capital productivity. That is, if they want to minimize the negative impact...



### Lisbon's Short-Term Rentals: Occupancy Plummetts, But Some Signs of Recovery

November 6, 2020

The tidal wave of travel cancellations that came along with the coronavirus pandemic upended usual accommodation patterns and put heavy pressure on occupancy levels across the world. Portugal was...



### Digital Is the Wave of the Future for B2B Sales

Share



Previous article

ONEOK, And Invesco Pennsylvania Value Municipal Income Trust, And Another 4 Companies Have A High Estimated Dividend Yield

Next article

Douglas Emmett And 4 Other Stocks Have Very High Payout Ratio

Via News Editorial Team

http://via.news

ViaNews editorial team report. Real-time Financial News & Analysis. Contact support@vianewsagency.com for inquiries.



RELATED ARTICLES

MORE FROM AUTHOR

Ecopetrol S.A. Stock Is 16% Up In The Last 7 Days

Potrero Capital Research LLC And 6 Other Stocks Have High Sales Growth And An Above 3% Return on Equity

Ecopetrol S.A. Stock Falls 8% On Friday, Underperform Market

Ecopetrol S.A. Stock Bullish Momentum With A 4.08% Jump On Tuesday

Ecopetrol S.A. Stock Is 25% Down In The Last 30 Days

Ecopetrol S.A. Stock Went Down By Over 34% In The Last 30 Days

Ecopetrol S.A. Stock Is 33% Down In The Last 30

Ecopetrol S.A. Stock Is 8% Down As Session

Ecopetrol S.A. Stock Bullish Momentum With A

Future For B2B Sales

October 30, 2020

The big digital shift in the B2B sector in response to the coronavirus pandemic is here to stay and the ability to gain a competitive advantage will prove to be more vital...



What's Ahead for the Electric Vehicle Market?

September 28, 2020

The immediate effects of the coronavirus outbreak and the ensuing lockdowns exacted a heavy toll on the global economy and presented the greatest challenge in a decade for the auto sector.




Shared Mobility Poised to Make a Comeback After COVID-19

August 28, 2020

The shared mobility industry has very quickly lost both passengers and profits as a result of the coronavirus outbreak but it can make a strong comeback with the right strategies, says McKinsey...

Robotics



Days

Comes To An End On Tuesday

5.04% Rise On Tuesday

**Ecopetrol S.A. Stock Rise On Monday, Outperforms Market**

**Ecopetrol S.A. Stock Falls By 22% In The Last 14 Days**

**FirstCash And 7 Other Stocks Have High Sales Growth And An Above 3% Return on Equity**



### LEAVE A REPLY

Comment:

Name:\*

Email:\*

Website:

**Post Comment**



## 9 New Automation Projects Focused on U.S. COVID-19 Recovery

October 19, 2020

Technology has played a critical role in helping us adapt to the maelstrom of disruption caused by the coronavirus pandemic and the new realities of daily life. Amongst all...



## Artificial Intelligence Is Leading a Revolution in Robotics

October 9, 2019

Robotics, as a discipline has been around for a long time. The increasing demand for automation, however, has seen interest in robots grow exponentially. Statista estimates that the market for Robo-advisors will be worth...

### Commodities



**Palladium Futures Slides By 1% In The Last 24 Hours**



**Crude Oil Futures Drops By 1% In The Last 24 Hours**



**Natural Gas Futures Drops By 3% In The Last 24 Hours**



**Silver Futures Is 2% Up In The Last 24 Hours**







Copper Futures Is 3% Up In The Last 24 Hours

## Interview



### Coronavirus Made Startups Get Real About Their Business Models: Virtuleap's CEO

Elham P. Mohammadi - April 21, 2020

As the world is reeling from the economic fallout of the coronavirus pandemic, many startups are taking a not-so-pleasant or even painful walk down...



### Ripatrip: Adventure Travel Search Platform With a Personalized Touch

February 13, 2020

### Startup Lisboa: An 8-Year Journey to Promote Spirit of Community

February 3, 2020

## Future

### COVID-19 Forcing Petrochemical Leaders to Rethink Industry's Future

November 11, 2020

### Lisbon's Short-Term Rentals: Occupancy Plummets, But Some Signs of Recovery

November 6, 2020

### Digital Is the Wave of the Future for B2B Sales

October 30, 2020

### What's Ahead for the Electric Vehicle Market?

September 28, 2020



### Shared Mobility Poised to Make a Comeback After COVID-19

August 28, 2020

## Startups

### FTSE 100 Bullish Momentum With A 2% Jump In The Last 7 Days

August 1, 2022

### Grupo Aval Acciones Y Valores S.A. ADR, And Altria Group, And Another 2 Companies...

August 1, 2022

### Mentors Should Adapt With New Industry-Specific Skills During Pandemic

Via News Editorial Team - September 25, 2020

PeerPull Bringing Coworking Experience Online Amid COVID-19  
September 12, 2020

COVID-19 to Accelerate Female Entrepreneurship  
September 10, 2020

Germany Voted Best Crisis Manager by Startups  
September 3, 2020

What Will Web Summit 2020 Look Like?  
August 13, 2020





## ABOUT US

Steaming Financial News & Analysis. We provide the facts, you draw conclusions.

ViaNews Agency provides 24/7 real-time financial data.

Advertize with us

support @ via.news

Copyright © 2022 VIA NEWS

## FOLLOW US



## MORE STORIES

**Less Than Five Hours Before The Market Open, Xenetic Biosciences Is Down By 8%**

August 1, 2022



[Analysis](#) [Crypto](#) [Equity](#) [Forex](#)