

# News Leading

The Views On Stocks

- Home
- Business
- Market Movers
- Dividend
- About US
- Our Staff
- Privacy Policy
- Disclaimer
- Contact US
- Q

**BioPharmX Corporation**  
**BioPharmX Corporation (BPMX) stock accomplished recent price of \$1.24**

**First Industrial Realty Trust**  
**First Industrial Realty Trust (FR) stock price Closed at \$34.75**

**Karyopharm Therapeutics Inc.**  
**Karyopharm Therapeutics Inc. (KPTI) stock price ended at \$4.64**

**Comstock Mining Inc.**  
**Comstock Mining Inc. (LODE) stock established at \$0.22**

**Laboratory Corporation of America Holdings**  
**Laboratory Corporation of America Holdings (LH) stock Finished at \$163.33**

## Ecopetrol S.A. (EC) stock accomplished recent price of \$18.46

By Dennis Porras  
 May 15, 2019

### Volatility Insights

Watching some historical volatility numbers on shares of Ecopetrol S.A. (EC) we can see that the 30 days volatility is presently 2.84%. The 7 days volatility is 3.39%. Following volatility data can help measure how much the stock price has fluctuated over the specified time period. Although past volatility action may help project future stock volatility, it may also be vastly different when taking into account other factors that may be driving price action during the measured time period.



**Save Time, Edit Fast**

Ad Reach the top of your writing game like never before. Try Grammarly now!

Grammarly

[Download](#)

The company has a beta of 1.51. 1.00 indicates that its price is correlated with the market. Less than 1.00 shows less volatility than the market. Beta greater than 1.00 indicates that the security's price is theoretically more volatile than the market.

The Average True Range (ATR) value reported at 0.58. The average true range (ATR) is a technical analysis indicator that measures volatility by decomposing the entire range of an asset price for that period. A stock experiencing a high level of volatility has a higher ATR, and a low volatility stock has a lower ATR. The ATR may be used by market technicians to enter and exit trades, and it is a useful tool to add to a trading system. It was created to allow traders to more accurately measure the daily volatility of an asset by using simple calculations. The indicator does not indicate the price direction; rather it is used primarily to measure volatility caused by gaps and limit up or down moves. The ATR is fairly simple to calculate and only needs historical price data.

Investors tracking shares of **Ecopetrol S.A. (EC)** may be focusing on where the stock is trading relative to its 52-week high and low. At the time of writing, the stock had recently reached at \$18.46. At this price, shares can be seen trading -33.98% off of the 52-week high mark and 21.05% away from the 52-week low. Investors often pay increased attention to a stock when it is nearing either mark. The Price Range 52 Weeks is one of the tools that investors use to determine the lowest and highest price at which a stock has traded in the previous 52 weeks. It has a market cap of \$37804.6M.

### Volume Evaluation

Active moving action has been spotted in Ecopetrol S.A. (EC) on **Tuesday** as stock is moving on change of 0.93% from the open. The US listed company saw a recent price trade of \$18.46 and 432217 shares have traded hands in the session. There are 927.13K shares which are traded as an average over the last three months period.

SPONSORED SEARCHES

Many investors forget that one of the defining characteristics of the stock market is that it's a market. Buyers and sellers help determine the price of each stock, and the more buyers and sellers a particular stock has interested in it, the more liquid the market will be. Liquidity can have a profound impact on just how violently stock prices can move in either direction, and the reasons have to do with the nature of the market in a stock's shares.

Trading volume, or volume, is the number of shares or contracts that indicates the overall activity of a security or market for a given period. Trading volume is an important technical indicator an investor uses to confirm a trend or trend reversal. Volume gives an investor an idea of the price action of a security and whether they should buy or sell the security.

### Performance Levels


Looking performance record on shares of Ecopetrol S.A. (EC) we observed that the stock has seen a move -16.01% over the last 52-week trading period. The stock generated performance of -1.70% tracking last 3 months and -14.81% over the recent 6 months. Investors will be anxiously watching to see if things will turn around and the stock will start gaining or losing momentum over the next few months. If we look back year-to-date, the stock has performed 16.25%. Shares are at 5.07% over the previous week and -12.10% over the past month.

Analyst Views: Fluctuating the focus to what the Wall Street analysts are projecting, we can see that the current consensus target price on shares is \$18.69. Analysts often put in a lot of work to study stocks that they cover. Wall Street analysts have a consensus recommendation of 3.2 on this stock. This number falls on a one to five scale where a 1 would be considered a strong buy and 5 means a strong sell, 2 shows Buy, 3 Hold, 4 reveals Sell recommendation.

### Technical Considerations

Ecopetrol S.A. (EC) stock positioned -11.77% distance from the 200-day MA and stock price situated -9.62% away from the 50-day MA while located -2.40% off of the 20-day MA. Ecopetrol S.A. (EC) traded moved -20.57% from the 50-day high price and spotted a change of 6.33% from the 50-day low point.

**Encuentra precios increíbles en parlantes en Alkosto**



Ofertas exclusivas en audio en Alkosto (Compre Ahora Online)

[Visitar sitio](#)

RSI value sited with reading of 41.15. RSI readings range from zero to 100, with readings above 70 generally interpreted as indicating overbought conditions and readings below 30 indicating oversold conditions. Since the RSI measures the magnitude of recent price movements, it is most prone to generating false signals following sudden, sizable price changes. Generally, as the price of stock rises, the RSI will rise as well, because average gains will outstrip average losses. When the stock price falls, losses typically outstrip gains, causing the indicator to fall.

- CAD Free download**

[Gitaroth](#)

**Where comScore (SCOR) stock is Moving? Now Spotted at \$12.66**

[newsloading.info](#)

**Trade automatically, 24/7**

[Cryptohopper](#)

**Where RTI Surgical Holdings (RTIX) stock is Moving? Now Spotted at \$4.96**

[newsloading.info](#)

**Plan de Marketing 2019**

[planningactions.com](#)

**Where Diageo plc (DEO) stock is Moving? Now Spotted at \$169.27**

[newsloading.info](#)

**Where Cimpress N.V. (CMPR) stock is going ahead? Now Reached at \$90**

[newsloading.info](#)

**China Green Agriculture (CGA) stock price Closed at \$0.54**

[newsloading.info](#)

**Where Green Dot Corporation (GDOT) stock is going ahead? Now Reached at...**

[newsloading.info](#)

**Where Pinterest (PINS) stock is Moving? Now Spotted at \$28.69**

[newsloading.info](#)

EC

**Ecopetrol S.A.**

### LEAVE A REPLY

Your email address will not be published.

Message

Solve : \*

30 + 12 =

[POST COMMENT](#)

**Black Friday**  
del 14 al 19 de mayo.




**Hasta 60%**


descuento pagando con **en celulares.**


Cómpralo en **expto.com**


Q


### RECENT POSTS

- 

**TOWER SEMICONDUCTOR LTD. (TSEM) STOCK PRICE IS VALUED AT \$17.17**
- 

**MONMOUTH REAL ESTATE INVESTMENT CORPORATION (MNR) STOCK PRICE IS VALUED AT \$14.02**
- 

**BIOSCRIP (BIOS) STOCK PRICE IS WORTH AT \$1.99**
- 

**TRINSEO S.A. (TSE) STOCK ACCOMPLISHED PRICE WORTH OF \$41.57**
- 

**THE MIDDLEBY CORPORATION (MIDD) STOCK ESTABLISHED AT \$136.75**

### CATEGORIES

- BUSINESS
- DIVIDEND
- MARKET MOVERS
- STOCK BUZZ

### ABOUT US

Newsleading.info is an online news portal, as well as a financial intelligence platform for individuals and professionals who specialize in trading and investing. The website is owned and published by newsleading.info backed by a team of professional traders, journalists and investors.

### Office Address:

Street 62 Parkes Road, Melbourne, Victoria, Australia

### CATEGORIES

- BUSINESS
- DIVIDEND
- MARKET MOVERS
- STOCK BUZZ

### RECENT POSTS

- TOWER SEMICONDUCTOR LTD. (TSEM) STOCK PRICE IS VALUED AT \$17.17**
- MONMOUTH REAL ESTATE INVESTMENT CORPORATION (MNR) STOCK PRICE IS VALUED AT \$14.02**
- BIOSCRIP (BIOS) STOCK PRICE IS WORTH AT \$1.99**
- TRINSEO S.A. (TSE) STOCK ACCOMPLISHED PRICE WORTH OF \$41.57**
- THE MIDDLEBY CORPORATION (MIDD) STOCK ESTABLISHED AT \$136.75**