




# Ecopetrol S.A. (EC) predicted to reach \$18.63 in coming one year period




Hoteles en Santa Marta desde \$ 19.412 [Reserve ahora](#)



Hoteles en Villa de Leyva desde \$ 50.505 [Reserve ahora](#)



Hoteles en Isla Mujeres desde \$ 88.600 [Reserve ahora](#)



**Ecopetrol S.A. (EC)** stock managed performance -6.66% over the last week and switched with performance of -12.76% throughout past one month period. The stock price exposed a move of 25.31% so far this year and uncovered flow of -8.38% in recent year. The shares price displayed 7.05% return during the recent quarter while it has presented performance of -22.63% over the past six months. The stock exhibited 30.49% change to a low over the previous 12 months and manifested move of -28.83% to a high over the same period.

Moving toward the technical facts, its current distance from 20-Day Simple Moving Average is -7.55% and standing -3.90% away from 50-Day Simple Moving Average while traded -5.62% away from 200-Day Simple Moving Average.

A moving average is the average price of a contract over the previous n-period closes. For example, a 20-period moving average is the average of the closing prices for the past 20 periods, including the current period. For intra-day data the current price is used in place of the closing price. The moving average is used to observe price changes. The effect of the moving average is to smooth the price movement so that the longer-term trend becomes less volatile and therefore more obvious.

When the price rises above the moving average, it indicates that investors are becoming bullish on the commodity. When the prices fall below, it indicates a bearish commodity. As well, when a moving average crosses below a longer-term moving average, the study indicates a down turn in the market. When a short-term moving average crosses above a longer term moving average, this indicates an upswing in the market. The longer the period of the moving average, the smoother the price movement is. Longer moving averages are used to isolate long-term trends.

### Price Target Estimate:

Analysts expected the average price target of \$18.63 that is probable to reach in coming one year period. The price target of a stock is the price at which the stock is fairly valued with respect to its historical and projected earnings. Investors can maximize their rates of return by buying and selling stocks when they are trading below and above their price targets, respectively. Research analysts often publish stock price targets along with buy-sell recommendations. However, investors can and should determine their own price targets for entering and exiting stock positions.




Investors could set buy and sell price points around target prices to maximize returns. The ideal time to buy a stock is usually when it is trading at a substantial discount to its target price. This discount could be the result of weak market conditions or overreaction to recent company setbacks. The ideal time to sell a stock is usually when it is trading higher than its target price range or during overheated markets.

**Ecopetrol S.A. (EC)** stock moved -2.07% to 19.9 on Thursday. It has been trading on front line as seeing to it recent volume. The stock traded recent volume of 895250 shares, this represents a daily trading in volume size. EC maintained activity of relative volume at 1.01.

When analyzing volume, determine the strength or weakness of a move. As traders, we are more interested to take part in strong moves and don't join moves that show weakness - or we may even watch for an entry in the opposite direction of a weak move. These guidelines do not hold true in all situations, but they are a good general aid in trading decisions.

Currently, the 14-day Relative Strength Index (RSI) reading is at 36.64. As you can see RSI calculation is fairly simple. The objective of using RSI is to help the trader identify over sold and overbought price areas. Overbought implies that the positive momentum in the stock is so high that it may not be sustainable for long and hence there could be a correction. Likewise, an oversold position indicates that the negative momentum is high leading to a possible reversal. When the RSI reading is between 30 and 0, the security is supposed to be oversold and ready for an upward correction. When the security reading is between 70 and 100, the security is supposed to be heavily bought and is ready for a downward correction. Institutional owners hold 3.30% stake while Insiders ownership held at 1.00% in the company.

The Average True Range was recorded at 0.56. The volatility in the previous week has experienced by 2.88% and observed of 2.36% in the previous month. The stock price value Change from Open was at -2.45% with a Gap of 0.39%. The stock's short float is around of 4.75% and short ratio is 11.91. The stock has a beta value of 1.6. It sustained ROA (TTM) at 9.40%.



**#1 Reloj Táctico de 2018**  
tactwatch.shop

¡Finalmente, un Reloj Inteligente Hecho para Hombres Robustos! Comprar el Tact Watch Ahora

TAGS: [EC](#) [Ecopetrol S.A.](#) [Hot Tickers](#)

PREVIOUS ARTICLE  
[Cincinnati Financial Corporation \(CINF\) predicted to reach \\$82.57 in coming one year period](#)

NEXT ARTICLE  
[Avg. Price Target Opinion: Paycom Software \(PAYC\) likely to achieve \\$178.93 in 52-week period](#)

### LEAVE A REPLY

Your email address will not be published. Required fields are marked \*

COMMENT

NAME \*

EMAIL \*

WEBSITE

Solve : \*

29 - 13 =

[Post Comment](#)

### ABOUT US

**Analysts Buzz**, an online news company focused on covering the most important business and finance news in US and world market. Our writers are committed to covering stories that matter to our readers including breaking news which can help reader to understand the current business and financial markets. We aim to seek out news that reader sometimes cannot find elsewhere with the focus of giving our readers knowledge of the markets and economy on a day to day basis.

### PAGES

- [About Us](#)
- [Contact Us](#)
- [Our Team](#)
- [Privacy Policy](#)
- [Terms & Conditions](#)

### RECENT POSTS

[BlueLinx Holdings Inc. \(BXC\) to gain \\$10 in short term period](#)

April 22, 2019

[Southwest Gas Holdings \(SWX\) predicted to reach \\$81 in coming one year period](#)

April 22, 2019

[AAON \(AON\) look forward to reach average price target of \\$35](#)

April 22, 2019

[Search](#)



**spiritnow stories**  
faces of ConocoPhillips

[READ MORE](#)

### LATEST POSTS

[BlueLinx Holdings Inc. \(BXC\) to gain \\$10 in short term period](#)

April 22, 2019

[Southwest Gas Holdings \(SWX\) predicted to reach \\$81 in coming one year period](#)

April 22, 2019

[AAON \(AON\) look forward to reach average price target of \\$35](#)

April 22, 2019



### CATEGORIES

- [Analyst Opinion](#)
- [Business](#)
- [Finance](#)
- [World](#)